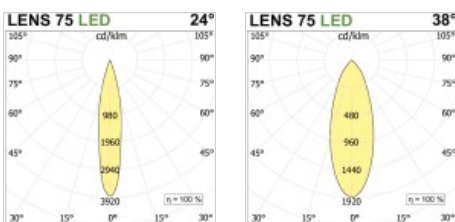
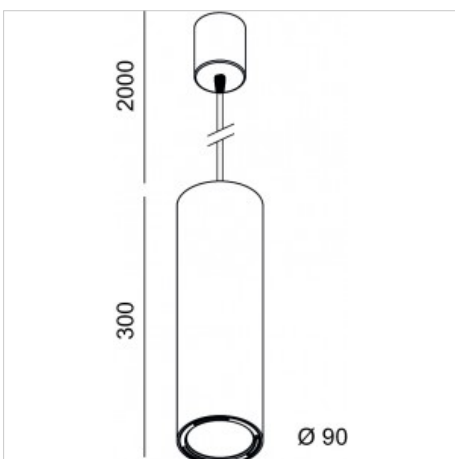



**I-PIPEDI Suspension R90S**

code PP121.927F



**PRODUCT DESCRIPTION**

Suspension indoor direct emission lamp, complete of led 17W beam 24°, color rendering index CRI >90. White/black/painted cor-ten/graphite finishing direct emission lamp. PP121 PP122 Base version is Trailing/leading edge dimmable.

**PRODUCT FEATURES**

Mounting method	suspension
Wattage	17W
Color temperature	2700K
Color rendering index	>90
Optics	24°
Finishing	white / black / painted cor-ten / graphite
Source luminous flux	1790 lm
Luminous flux	1699 lm
Fitting efficiency	100 lm/W
Chromaticity tolerance (initial MacAdam)	>3
Ballast	included
Protocol	On/Off
Energy efficiency class	A++
Dimension	H 300 mm D 90 mm
Protection degree	IP20
Adjustable	No
Drive-over	No
Walk-over	No
Circular shape	No
Oval shape	No
Soft-rotate & slide mechanism	No
Square shape	No
Exagonal shape	No
Rectangular shape	No

**ACCESSORIES**

---

L085S.A	satin lens with ring ø85
L085A.A	asymmetric lens with ring ø85
L085E.A	elipsoid lens with ring ø85
L085R.A	honeycomb louver with ring ø85