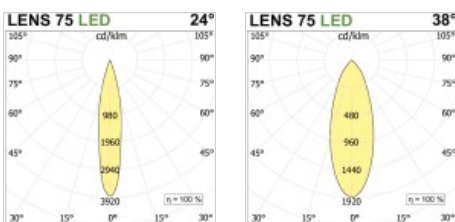
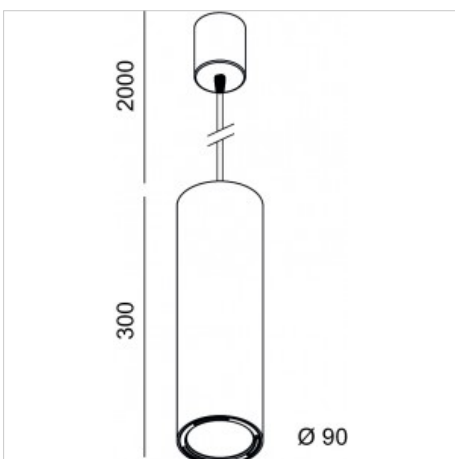



I-PIPEDI Suspension R90S

code PP121.927WD



PRODUCT DESCRIPTION

Suspension indoor direct emission lamp, complete of led 17W beam 38°, color rendering index CRI >90. White/black/painted cor-ten/graphite finishing direct emission lamp. PP121 PP122 Base version is Trailing/leading edge dimmable.

PRODUCT FEATURES

| | |
|--|--|
| Mounting method | suspension |
| Wattage | 17W |
| Color temperature | 2700K |
| Color rendering index | >90 |
| Optics | 38° |
| Finishing | white / black / painted cor-ten / graphite |
| Source luminous flux | 1790 lm |
| Luminous flux | 1771 lm |
| Fitting efficiency | 104 lm/W |
| Chromaticity tolerance (initial MacAdam) | >3 |
| Ballast | included |
| Protocol | dali |
| Energy efficiency class | A++ |
| Dimension | H 300 mm D 90 mm |
| Protection degree | IP20 |
| Adjustable | No |
| Drive-over | No |
| Walk-over | No |
| Circular shape | No |
| Oval shape | No |
| Soft-rotate & slide mechanism | No |
| Square shape | No |
| Exagonal shape | No |
| Rectangular shape | No |

ACCESSORIES

| | |
|---------|--------------------------------|
| L085S.A | satin lens with ring ø85 |
| L085A.A | asymmetric lens with ring ø85 |
| L085E.A | elipsoid lens with ring ø85 |
| L085R.A | honeycomb louver with ring ø85 |