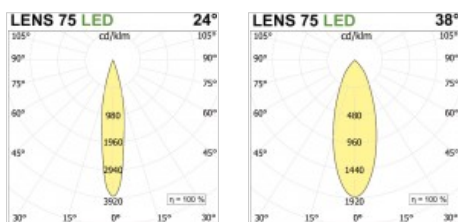
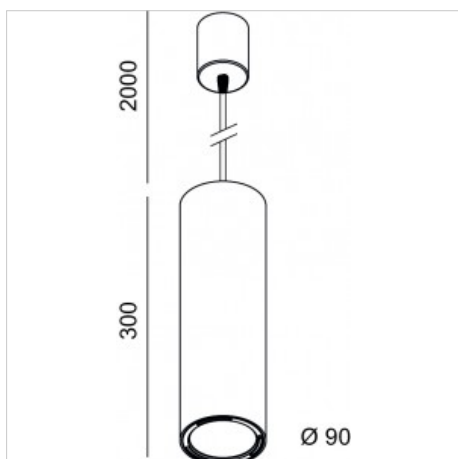



I-PIPEDI Suspension R90S

code PP121.940W



PRODUCT DESCRIPTION

Suspension indoor direct emission lamp, complete of led 17W beam 38°, color rendering index CRI >90. White/black/painted cor-ten/graphite finishing direct emission lamp. PP121 PP122 Base version is Trailing/leading edge dimmable.

PRODUCT FEATURES

Mounting method	suspension
Wattage	17W
Color temperature	4000K
Color rendering index	>90
Optics	38°
Finishing	white / black / painted cor-ten / graphite
Source luminous flux	2115 lm
Luminous flux	2093 lm
Fitting efficiency	123 lm/W
Chromaticity tolerance (initial MacAdam)	>3
Ballast	included
Protocol	On/Off
Energy efficiency class	A++
Dimension	H 300 mm D 90 mm
Protection degree	IP20
Adjustable	No
Drive-over	No
Walk-over	No
Circular shape	No
Oval shape	No
Soft-rotate & slide mechanism	No
Square shape	No
Exagonal shape	No
Rectangular shape	No

ACCESSORIES

L085S.A	satin lens with ring ø85
L085A.A	asymmetric lens with ring ø85
L085E.A	elipsoid lens with ring ø85
L085R.A	honeycomb louver with ring ø85