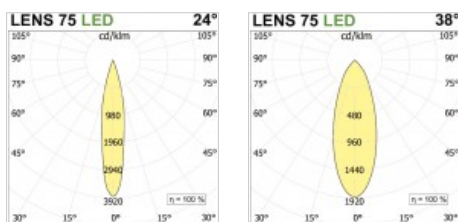
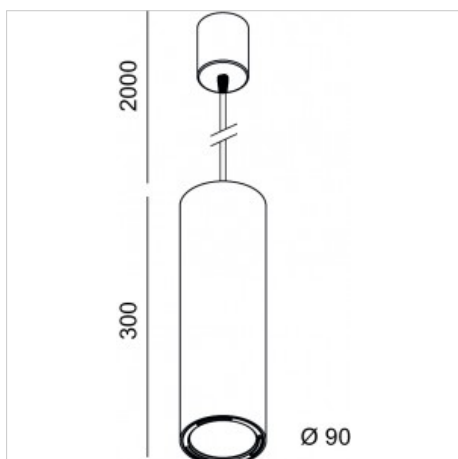



**I-PIPEDI Suspension R90S**

code PP122.930F



**PRODUCT DESCRIPTION**

Suspension indoor direct emission lamp, complete of led 24,3W beam 24°, color rendering index CRI >90. White/black/painted cor-ten/graphite finishing direct emission lamp. PP121 PP122 Base version is Trailing/leading edge dimmable.

**PRODUCT FEATURES**

|  |  |
|--|--|
| Mounting method                            | suspension                                 |
| Lamps                                      | LED  |
| Wattage                                    | 24,3W                                      |
| Color temperature                          | 3000K                                      |
| Color rendering index                      | >90  |
| Optics                                     | 24°  |
| Finishing                                  | white / black / painted cor-ten / graphite |
| Source luminous flux                       | 2545 lm                                    |
| Luminous flux                              | 2356 lm                                    |
| Fitting efficiency                         | 97 lm/W                                    |
| Chromaticity tolerance (initial 3 MacAdam) |  |
| Estimated average life expectancy          | 3SDCM 50000h L90 B10 ta 25°C               |
| Ballast                                    | included                                   |
| Protocol                                   | On/Off                                     |
| Energy efficiency class                    | A+   |
| Dimension                                  | H 300 mm D 90 mm                           |
| Protection degree                          | IP20                                       |
| Adjustable                                 | No   |
| Drive-over                                 | No   |
| Walk-over                                  | No   |
| Circular shape                             | No   |
| Oval shape                                 | No   |
| Soft-rotate & slide mechanism              | No   |
| Square shape                               | No   |
| Exagonal shape                             | No   |
| Rectangular shape                          | No   |

**ACCESSORIES**

---

|         |                                |
|---------|--------------------------------|
| L085S.A | satin lens with ring ø85       |
| L085A.A | asymmetric lens with ring ø85  |
| L085E.A | elipsoid lens with ring ø85    |
| L085R.A | honeycomb louver with ring ø85 |