lucifero's
ARCHI-TECH LIGHTING

Downlight

estratto da CATGEN20

INCASSI - DOWNLIGHT

CI
p.297

NYX
p.303



TWENTY 7
p. 325

LEVA INCASSI
p. 345



LEVA QUADRA
INCASSI
p. 355

FARETÈN
INCASSI
p.360

MINI SIGHT
p.366



SIGHT
p.372

MINI INCAS
p.377



INCAS
p383

MINIFRAME
p.389



INCAS 45-90
p.395



STEP
p.401

WINDOW
p.407

CONCESSIONARIA BMW - SAN BENEDETTO
PHOTO ER STUDIO

CI

CI
DOWNLIGHT

Apparecchi da incasso a soffitto, fissi od orientabili, con sorgente LED integrata o per lampade GU10 230/240V. Alimentatori, da posizionarsi in remoto, disponibili come accessorio. Corpo, cornice di battuta e gruppo ottico in metallo verniciato o cromato. Installabile anche in soffitti in calcestruzzo o laterizio mediante apposita cassaforma in lamiera zincata disponibile come accessorio. Grado di protezione IP20.

Recessed ceiling luminaires, fixed or adjustable, with integrated LED source or for GU10 230/240V light bulbs. Power supplies, to be positioned remotely, available as accessories. Body, trimmed frame and optical group in painted metal or chromed. It can, also, be installed in concrete or brick ceilings using a special galvanized metal outercasing available as accessory. IP20.

CONCESSIONARIA - SAN BENEDETTO
PHOTO ER STUDIO

CI FISSO - FIXED

CI 35 FISSO PER CARTONGESSO O LATERIZIO
CI 35 FIXED FOR PLASTERBOARD OR BRICK WALL

Ø 56 500

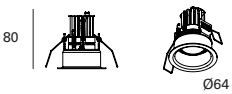

LED

W	mA	ø mm	H	lm prod 3000k 28°	CODE	Col.
5	500	64	80	465	LT1167.9	/01 /02

Kelvin
27 2700K
30 3000K
40 4000K

Beam
F 28°

Accessori - accessories: LT9061: cassaforma CI35/35F - wallbox CI35 e CI35/35F

CI 50 FISSO PER CARTONGESSO O LATERIZIO
CI 50 FIXED FOR PLASTERBOARD OR BRICK WALL

Ø 70 350

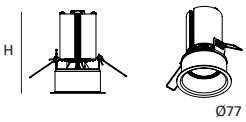

LED

W	mA	ø mm	H	lm product/beam 3000K 24°	36°	CODE	Col.
6,8	350	77	100	330	450	LT1165.9	/01 /02

Kelvin
27 2700K
30 3000K
40 4000K

Beam
F 24°
W 36°

350 500

LED

W	mA	ø mm	H	lm product/beam 3000K 27°	46°	CODE	Col.
12	350	77	100	1285	1289	LT1166.9	/01 /02
18	500	77	100	1575	1579		

Kelvin
27 2700K
30 3000K
40 4000K

Beam
F 27°
W 46°

CI 50 FISSO PER CARTONGESSO O LATERIZIO
CI 50 FIXED FOR PLASTERBOARD OR BRICK WALL

GU10 LED

W	ø mm	L mm	CODE	Col.
1 x max 50	77	75	LT1165	/01 /02

Accessori - Accessories: LT9062.1: cassaforma CI50/50F - wallbox CI50 e CI50/50F

CI ORIENTABILE - DIRECTIONAL

CI 35 ORIENTABILE PER CARTONGESSO
CI 35 DIRECTIONAL FOR PLASTERBOARD

Ø 56 | 500

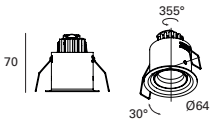

LED

W	mA	ø	H	lm prod 3000K 28°	CODE	Col.
5	500	64	70	465	**LT1163.9**	/01 /02 /03

Kelvin
27 2700K
30 3000K
40 4000K

Beam
F 28°

Solo per cartongesso - Suitable only for plasterboard.

CI 50 ORIENTABILE PER CARTONGESSO
CI 50 DIRECTIONAL FOR PLASTERBOARD

Ø 70 | 350

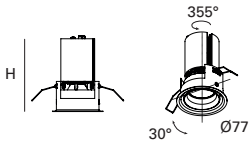

LED

W	mA	ø	H	α	lm product/beam 3000K 24°	36°	CODE	Col.
6,8	350	77	100	30	330	450	**LT1161.9**	/01 /02 /03

Kelvin
27 2700K
30 3000K
40 4000K

Beam
F 24°
W 36°

350 | 500

LED

W	mA	ø	H	α	lm product/beam 3000K 27°	46°	CODE	Col.
12	350	77	120	30	1285	1289	**LT1168.9**	/01 /02 /03
18	500	77	120	30	1575	1579		

Kelvin
27 2700K
30 3000K
40 4000K

Beam
F 27°
W 46°

Solo per cartongesso - Suitable only for plasterboard.

CI 50 ORIENTABILE GU10 PER CARTONGESSO O LATERIZIO
CI 50 DIRECTIONAL GU10 FOR PLASTERBOARD OR BRICK WALL

GU10 LED

W	ø mm	H mm	CODE	Col.
1 x max 50	77	90	**LT1161**	/01 /02 /03

Accessori - Accessories: LT9062.1: cassaforma CI50/50F - wallbox CI50 e CI50/50F

CASSAFORMA
WALLBOX

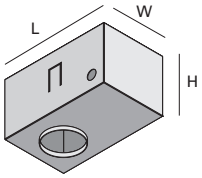

	Dim. L x W mm	H mm	CODE
CI35	190 x 114	80	**LT9061**
CI50	208X140	120	**LT9062.1**

Cassaforma in lamiera zincata per installazione in laterizio o calcestruzzo - galvanized metal wallbox for installing in brick or reinforced concrete

CI35

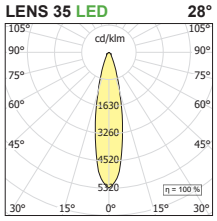

CI50

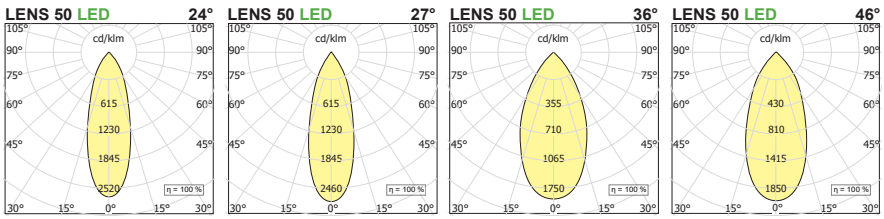

NYX

Dulcis Imola - Italy
Project Studio Atainove
Lighting Format Design Studio
Photo A.Liverani

NYX
DOWNLIGHT

Apparecchi da incasso a soffitto trimless o con battuta, fissi ed orientabili, per illuminazione d'accento o diffusa. Sorgente luminosa in posizione arretrata anti abbagliamento. Disponibile nelle versioni per installazione in cartongesso o in laterizio e calcestruzzo mediante l'utilizzo di apposite controcasse ordinabili come accessorio. Disponibili con sorgente LED integrata o per lampade GU10 230/240V. Corpo e gruppo ottico in alluminio verniciato. Alimentatore remoto disponibile come accessorio. Grado di protezione IP54

Trimless or trimmed recessed ceiling luminaires, fixed and adjustable, for accent or diffused lighting. Light source in anti-glare recessed position. Available for plasterboard installation or brick and concrete through the use of special outercases to be ordered separately. Powered with integrated LED source or for GU10 230/240V light bulbs. Body and optical group in painted aluminum. Remote power supply available as an accessory. IP54

Anni 20 Bagheria Gelateria - Bagheria
Photo Aldo Belvedere

NYX TRIMLESS



NYX è una gamma di apparecchi da incasso, fissi e orientabili, declinata nelle versioni a scomparsa totale, con cornice di battuta e nell'originale veste TUBE, dotata di un cilindro estraibile che permette di scegliere tra diverse configurazioni estetiche.
La gamma è proposta nelle forme quadrata e tonda, in un'ampia scelta di dimensioni. Sono previsti sia LED integrati che portalampada per sorgenti alogene e LED.

NYX is a range of recessed, fixed and directional lights, provided in fully recessed versions, with an extruded profile and in the original TUBE form, with a removable cylinder to let you choose between different aesthetic configurations. The range comes in square and round shapes, with a wide choice of sizes. The products are designed for integrated LED and halogen sockets for LED and halogen sources.

NYX

NYX FRAME

NYX DIFFUSED

NYX TUBE



NYX TRIMLESS FISSO - FIXED

NYX Q35 TRIMLESS FISSO PER CARTONGESSO O LATERIZIO

NYX Q35 TRIMLESS FIXED FOR PLASTERBOARD OR BRICK WALL

13 | 54x54 | Ø 40

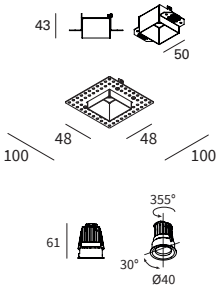

TELAIO OBBLIGATORIO PER CARTONGESSO - COMPULSORY FRAME FOR PLASTERBOARD

Dim.mm	KG	CODE	Col.
50x50	0,18	LTN01A	/01 /02 /49

TELAIO OBBLIGATORIO PER LATERIZIO - COMPULSORY FRAME FOR BRICK WALL

Dim.mm	CODE	Col.
100x100	LTN01B	/01 /02 /49

GRUPPO OTTICO - OPTIC GROUP 500

LED W	mA	ø mm	H mm	Kg	lm product/beam 3000K 28°	CODE		Col.
5	500	40	61	0,10	465	LTN01K.9	●●	/01 /02 /49

● Kelvin
27 2700K
30 3000K
40 4000K

● Beam
F 28°

NYX Q50 TRIMLESS FISSO PER CARTONGESSO O LATERIZIO

TW

NYX Q50 TRIMLESS FIXED FOR PLASTERBOARD OR BRICK WALL

13 | 74x74 | Ø 55

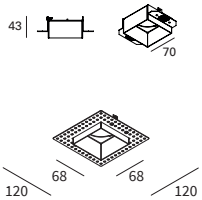

TELAIO OBBLIGATORIO PER CARTONGESSO - COMPULSORY FRAME FOR PLASTERBOARD

Dim.mm	Kg	CODE	Col.
70x70	0,18	LTN02A	/01 /02 /49

TELAIO OBBLIGATORIO PER LATERIZIO - COMPULSORY FRAME FOR BRICK WALL

Dim.mm	CODE	Col.
120x120	LTN02B	/01 /02 /49

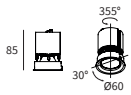

GRUPPI OTTICI - OPTIC GROUP 350

LED W	mA	ø mm	H mm	Kg	lm product/beam 3000K 24°	36°	CODE		Col.
6,8	350	60	85	0,19	330	450	LTN08K.9	●●	/01 /02 /49

● Kelvin
27 2700K
30 3000K
40 4000K

● Beam
F 24°
W 36°

TW 350 500

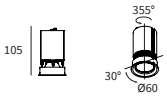

LED W	mA	ø mm	H mm	Kg	lm product/beam 3000K 27°	46°	CODE		Col.
12	350	60	105	0,22	1285	1289	LTN10K.9	●●	/01 /02 /49
18	500	60	105	0,22	1575	1579			

● Kelvin
27 2700K
30 3000K
40 4000K
TW Tunable White

● Beam
F 27°
W 46°

Gli apparecchi con temperatura colore Tunable White devono essere associati a driver a 2 canali. | The devices with Tunable white color temperature have to be supplied with 2 channel driver

NYX Q50 TRIMLESS FISSO GU10 PER CARTONGESSO O LATERIZIO O CALCESTRUZZO

NYX Q50 TRIMLESS FIXED GU10 FOR PLASTERBOARD OR BRICK WALL OR CONCRETE

13 | 74x74 | Ø 55

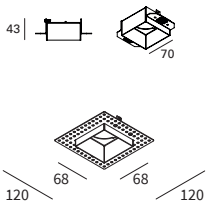

TELAIO OBBLIGATORIO PER CARTONGESSO - COMPULSORY FRAME FOR PLASTERBOARD

Dim.mm	CODE	Col.
70x70	LTN02A	/01 /02 /49

TELAIO OBBLIGATORIO PER LATERIZIO - COMPULSORY FRAME FOR BRICK WALL

Dim.mm	CODE	Col.
120x120	LTN02B	/01 /02 /49

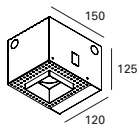

CASSA OBBLIGATORIA PER LATERIZIO O CALCESTRUZZO - COMPULSORY BOX FOR BRICK WALL OR CONCRETE

Dim.mm	H mm	CODE	Col.
150x120	125	LTN12A	/01 /02 /49

GRUPPO OTTICO - OPTIC GROUP

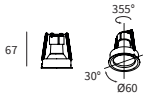

GU10 LED W	ø mm	H mm	Kg	CODE	Col.
50	60	67	0,09	LTN16K	/01 /02 /49

Nota: Alla versione GU10 è possibile abbinare soltanto la lente L###R nido d'ape | Note: For version GU10 combine L###R honey comb only.

NYX T35F TRIMLESS FISSO PER CARTONGESSO O LATERIZIO

NYX T35F TRIMLESS FIXED FOR PLASTERBOARD OR BRICK WALL

13-20 Ø 40 Ø 65

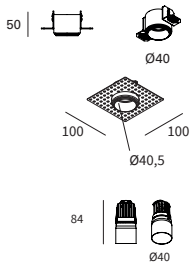

TELAIO OBBLIGATORIO PER CARTONGESSO - COMPULSORY FRAME FOR PLASTERBOARD

ø mm in-out	CODE
40-50	LTN03A

TELAIO OBBLIGATORIO PER LATERIZIO - COMPULSORY FRAME FOR BRICK WALL

ø mm	Dim.. mm.	CODE
40,5	100x100	LTN03B

GRUPPI OTTICI - OPTIC GROUP 500

LED W	mA	ø	H	Kg	lm product/beam 3000K 28°	CODE		Col.
5	500	40	84	0,11	465	LTN30K.9	●●	/01 /02 /49

● Kelvin
27 2700K
30 3000K
40 4000K

● Beam
F 28°

NYX T50F TRIMLESS FISSO PER CARTONGESSO O LATERIZIO TW

NYX T50F TRIMLESS FIXED FOR PLASTERBOARD OR BRICK WALL

13-20 Ø 55 Ø 75

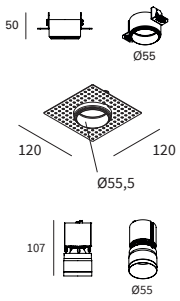

TELAIO OBBLIGATORIO PER CARTONGESSO - COMPULSORY FRAME FOR PLASTERBOARD

ø mm in-out	Kg	CODE
55-65	0,10	LTN04A

TELAIO OBBLIGATORIO PER LATERIZIO - COMPULSORY FRAME FOR BRICK WALL

ø mm	Dim. mm	Kg	CODE
55,5	120x120	0,15	LTN04B

GRUPPI OTTICI - OPTIC GROUP 350

LED W	mA	ø	H	Kg	lm product/beam 3000K 24°	36°	CODE		Col.
6,8	350	55	107	0,28	330	450	LTN48K.9	●●	/01 /02 /49

● Kelvin
27 2700K
30 3000K
40 4000K

● Beam
F 24°
W 36°

TW 350 500

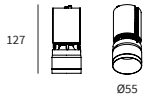

LED W	mA	ø	H	Kg	lm product/beam 3000K 27°	46°	CODE		Col.
12	350	55	127	0,30	1285	1289	LTN50K.9	●●	/01 /02 /49
18	500	55	127	0,30	1575	1579			

● Kelvin
27 2700K
30 3000K
40 4000K
TW Tunable White

● Beam
F 27°
W 46°

Accessori - accessories: L050#: lente Ø 50 - lens Ø 50 Gli apparecchi con temperatura colore Tunable White devono essere associati a driver a 2 canali. | The devices with Tunable white color temperature have to be supplied with 2 channel driver

NYX T50F TRIMLESS FISSO GU10 PER CARTONGESSO O LATERIZIO O CALCESTRUZZO

NYX T50F TRIMLESS FIXED GU10 FOR PLASTERBOARD OR BRICK WALL OR CONCRETE

13-20 Ø 55 Ø 75

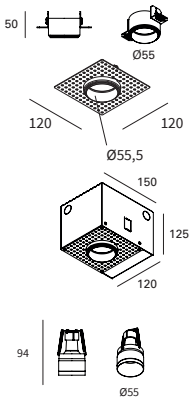

TELAIO OBBLIGATORIO PER CARTONGESSO - COMPULSORY FRAME FOR PLASTERBOARD

ø mm inner-outer	Kg	CODE
55-65	0,10	LTN04A

TELAIO OBBLIGATORIO PER LATERIZIO - COMPULSORY FRAME FOR BRICK WALL

ø mm	Dim. mm	Kg	CODE
55,5	120x120	0,15	LTN04B

CASSA OBBLIGATORIA PER LATERIZIO O CALCESTRUZZO - COMPULSORY BOX FOR BRICK WALL OR CONCRETE

ø mm	Kg	CODE
75	0,50	LTN14A

GRUPPO OTTICO - OPTIC GROUP

GU10 LED

W	ø	H	Kg	CODE	Col.
50	55	94	0,21	LTN56K	/01 /02 /49

Accessori - accessories: L050#: lente Ø 50

Nota: Alla versione GU10 è possibile abbinare soltanto la lente L###R nido d'ape | Note: For version GU10 combine L###R honey comb only.

NYX 35

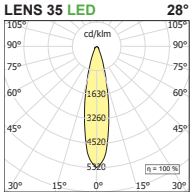

NYX 50

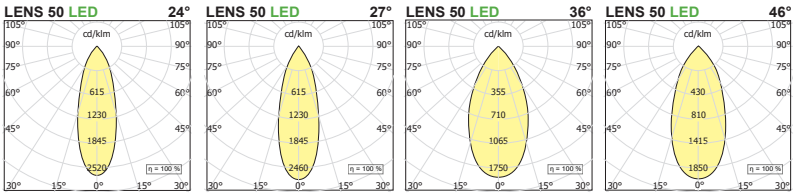

Medium Density Residential – Sydney Australia
Architect: Squillace Architects
Lighting: Gineico Lighting

NYX T80F TRIMLESS FISSO PER CARTONGESSO O LATERIZIO

NYX T80F TRIMLESS FIXED FOR PLASTERBOARD OR BRICK WALL

TW

13-20 Ø 90 Ø 115



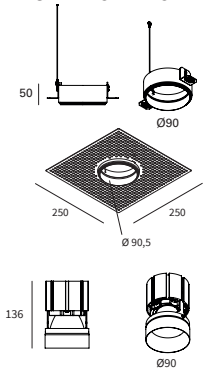

TELAIO OBBLIGATORIO PER CARTONGESSO - COMPULSORY FRAME FOR PLASTERBOARD

ø mm inner-outer	CODE
90-100	**LTN06A**

TELAIO OBBLIGATORIO PER LATERIZIO - COMPULSORY FRAME FOR BRICK WALL

ø mm	Dim. mm	Kg	CODE
90,5	250x250	0.20	**LTN06B**

GRUPPO OTTICO - OPTIC GROUP

TW 500 700

LED W	mA	ø	H	Kg	lm product/beam 3000K 15°	24°	38°	CODE		Col.
17	500	90	136	0,80	1930	1827	1905	**LTN20K.9**	●●	**/01**
24,3	700	90	136	0,80	2468	2356	2430			**/02** **/49**

● Kelvin
27 2700K
30 3000K
40 4000K
TW Tunable white

● Beam
S 15°
F 24°
W 38°

Accessori - accessories: L074#: lente Ø 74 - satin Ø 74 Gli apparecchi con temperatura colore Tunable White devono essere associati a driver a 2 canali. | The devices with Tunable white color temperature have to be supplied with 2 channel driver.

NYX T111F TRIMLESS FISSO PER CARTONGESSO O LATERIZIO

NYX T111F TRIMLESS FIXED FOR PLASTERBOARD OR BRICK WALL

13-20 Ø 120 Ø 135



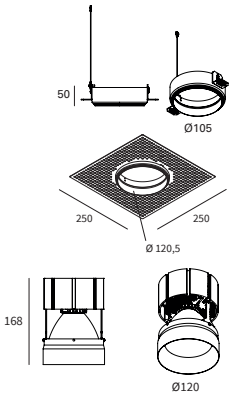

TELAIO OBBLIGATORIO PER CARTONGESSO - COMPULSORY FRAME FOR PLASTERBOARD

ø mm inner-outer	CODE
120-130	**LTN07A**

TELAIO OBBLIGATORIO PER LATERIZIO - COMPULSORY FRAME FOR BRICK WALL

ø mm	Dim. mm	CODE
120,5	250x250	**LTN07B**

GRUPPO OTTICO - OPTIC GROUP

700 900

LED W	mA	ø	H	Kg	lm product/beam 3000K 16°	25°	40°	CODE		Col.
24,3	700	120	168	1,43	2468	2356	2430	**LTN70K.9**	●●	**/01**
32	900	120	168	1,43	3006	2885	2955			**/02** **/49**

● Kelvin
27 2700K
30 3000K
40 4000K

● Beam
S 16°
F 25°
W 40°

Accessori - accessories: L111#: lente Ø 111 - lens Ø 111

LENTI OPTIONAL

LENSES

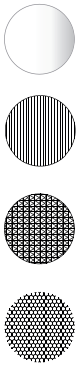

	ø mm	Kg	CODE
LENTE SATINATA / SATINED LENS	50	0.01	**L050S**
	74	0,02	**L074S**
	111	0,03	**L111S**
	ø mm	Kg	CODE
LENTE ELISSOIDALE / ELIPSOID LENS	50	0,01	**L050E**
	74	0,02	**L074E**
	111	0,03	**L111E**
	ø mm	Kg	CODE
LENTE ASIMMETRICA / ASYMMETRIC LENS	50	0,01	**L050A**
	74	0,02	**L074A**
	111	0,03	**L111A**
	ø mm	Kg	CODE
FILTRO NIDO D'APE / HONEY COMB LOUVER	50	0,01	**L050R**
	74	0,02	**L074R**
	111	0,03	**L111R**

NYX 80

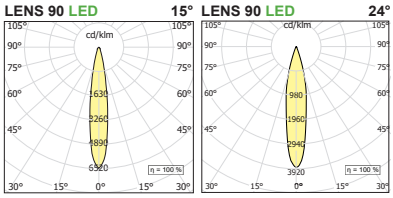

NYX 111

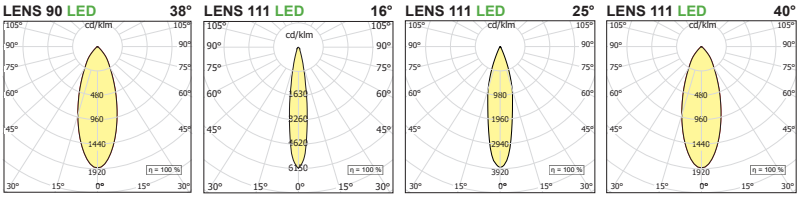

DOWNLIGHT

NYX TRIMLESS ORIENTABILE - ADJUSTABLE

NYX T35D TRIMLESS ORIENTABILE PER CARTONGESSO O LATERIZIO

NYX T35D TRIMLESS ADJUSTABLE FOR PLASTERBOARD OR BRICK WALL

13-20 Ø 55 Ø 75

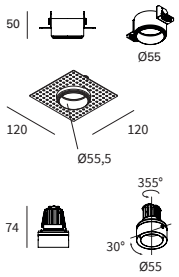

TELAIO OBBLIGATORIO PER CARTONGESSO - COMPULSORY FRAME FOR PLASTERBOARD

ø mm inner-outer	Kg	CODE
55-65	0,10	LTN04A

TELAIO OBBLIGATORIO PER LATERIZIO - COMPULSORY FRAME FOR BRICK WALL

ø mm	Dim. mm	CODE
55,5	120x120	LTN04B

GRUPPO OTTICO - OPTIC GROUP 500

LED W	mA	ø	H	Kg	lm product/beam 3000K 28°	CODE	Col.
5	500	55	74	0,15	465	LTN40K.9	/01 /02 /49

Kelvin
27 2700K
30 3000K
40 4000K

Beam
F 28°

NYX T50D TRIMLESS ORIENTABILE PER CARTONGESSO O LATERIZIO

TW

NYX T50D TRIMLESS ADJUSTABLE FOR PLASTERBOARD OR BRICK WALL

13-20 Ø 70 Ø 90

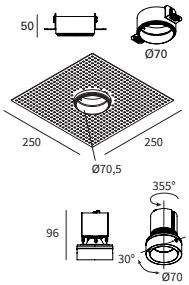

TELAIO OBBLIGATORIO PER CARTONGESSO - COMPULSORY FRAME FOR PLASTERBOARD

ø mm inner-outer	Kg	CODE
70-80	0,20	LTN05A

TELAIO OBBLIGATORIO PER LATERIZIO - COMPULSORY FRAME FOR BRICK WALL

ø mm	Dim. mm	CODE
70,5	250x250	LTN05B

GRUPPI OTTICI - OPTIC GROUP 350

LED W	mA	ø	H	α	Kg	lm product/beam 3000K 24°	36°	CODE	Col.
6,8	350	70	96	20	0,55	330	450	LTN58K.9	/01 /02 /49

Kelvin
27 2700K
30 3000K
40 4000K

Beam
F 24°
W 36°

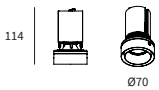

TW 350 500

LED W	mA	ø	H	α	Kg	lm product/beam 3000K 27°	46°	CODE	Col.
12	350	70	114	20	0,38	1285	1289	LTN60K.9	/01 /02 /49
18	500	70	114	20	0,38	1575	1579		

Kelvin
27 2700K
30 3000K
40 4000K
TW Tunable White

Beam
F 27°
W 46°

Gli apparecchi con temperatura colore Tunable White devono essere associati a driver a 2 canali. | The devices with Tunable white color temperature have to be supplied with 2 channel driver.

NYX T50D TRIMLESS ORIENTABILE GU10 PER CARTONGESSO O LATERIZIO O CALCESTRUZZO

NYX T50D TRIMLESS ADJUSTABLE GU10 FOR PLASTERBOARD OR BRICK WALL OR CONCRETE

13-20 Ø 70 Ø 90

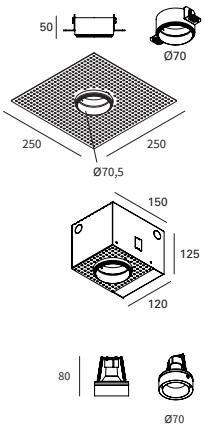

TELAIO OBBLIGATORIO PER CARTONGESSO - COMPULSORY FRAME FOR PLASTERBOARD

ø mm inner-outer	Kg	CODE
70-80	0,20	LTN05A

TELAIO OBBLIGATORIO PER LATERIZIO - COMPULSORY FRAME FOR BRICK WALL

ø mm	Dim. mm	CODE
70,5	250x250	LTN05B

CASSA OBBLIGATORIA PER LATERIZIO O CALCESTRUZZO - COMPULSORY BOX FOR BRICK WALL OR CONCRETE

Kg	CODE
0,60	LTN15A

GRUPPO OTTICO - OPTIC GROUP

GU10 LED W	ø	H	Kg	CODE	Col.
1x max 50	70	80	0,21	LTN66K	/01 /02 /49

NYX 35

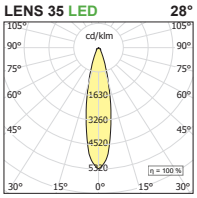

NYX 50

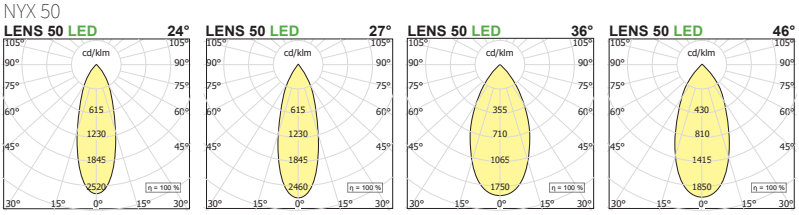

NYX T80D TRIMLESS ORIENTABILE PER CARTONGESSO O LATERIZIO

NYX T80D TRIMLESS ADJUSTABLE FOR PLASTERBOARD OR BRICK WALL

TW

13-20 Ø 105 Ø 125

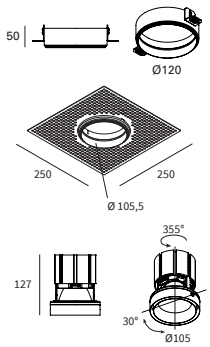

TELAIO OBBLIGATORIO PER CARTONGESSO - COMPULSORY FRAME FOR PLASTERBOARD

ø mm inner-outer	Kg	CODE
105-120	0,10	**LTN08A**

TELAIO OBBLIGATORIO PER LATERIZIO - COMPULSORY FRAME FOR BRICK WALL

ø mm	Dim. mm	CODE
105,5	250x250	**LTN08B**

GRUPPI OTTICI - OPTIC GROUP

TW 500 700

LED W	mA	ø	H	α	Kg	lm product/beam 3000K 15°	24°	38°	CODE		Col.
17	500	105	127	20	0,9	1930	1827	1905	**LTN25K.9**	●●	/01 /02 /49
24,3	700	105	127	20	0,9	2468	2356	2430			

● Kelvin
27 2700K
30 3000K
40 4000K
TW Tunable white

● Beam
S 15°
F 24°
W 38°

Accessori - accessories: L074#: lente Ø 74 - lens Ø 74 Gli apparecchi con temperatura colore Tunable White devono essere associati a driver a 2 canali. | The devices with Tunable white color temperature have to be supplied with 2 channel driver.

NYX T111D TRIMLESS ORIENTABILE PER CARTONGESSO O LATERIZIO

NYX T111D TRIMLESS ADJUSTABLE FOR PLASTERBOARD OR BRICK WALL

13-20 Ø 130 Ø 150

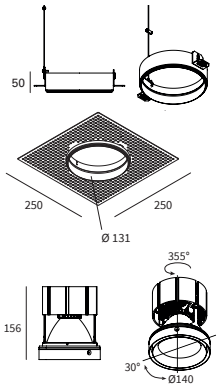

TELAIO OBBLIGATORIO PER CARTONGESSO - COMPULSORY FRAME FOR PLASTERBOARD

ø mm inner-outer	Kg	CODE
132-140	0,60	**LTN09A**

TELAIO OBBLIGATORIO PER LATERIZIO - COMPULSORY FRAME FOR BRICK WALL

ø mm	Dim. mm	CODE
131	250x250	**LTN09B**

GRUPPI OTTICI - OPTIC GROUP

700 900

LED W	mA	ø	H	α	Kg	lm product/beam 3000K 16°	25°	40°	CODE		Col.
24,3	700	140	156	20	0,9	2468	2356	2430	**LTN80K.9**	●●	/01 /02 /49
32	900	140	156	20	0,9	3006	2885	2955			

● Kelvin
27 2700K
30 3000K
40 4000K

● Beam
S 16°
F 25°
W 40°

Accessori - accessories: L111#: lente Ø 111 - lens Ø 111

LENTI OPTIONAL

LENSES

	ø mm	Kg	CODE
LENTE SATINATA / SATINED LENS	50	0.01	**L050S**
	74	0,02	**L074S**
	111	0.03	**L111S**
	ø mm	Kg	CODE
LENTE ELISSOIDALE / ELIPSOID LENS	50	0,01	**L050E**
	74	0,02	**L074E**
	111	0,03	**L111E**
	ø mm	Kg	CODE
LENTE ASIMMETRICA / ASYMMETRIC LENS	50	0,01	**L050A**
	74	0,02	**L074A**
	111	0,03	**L111A**
	ø mm	Kg	CODE
FILTRO NIDO D'APE / HONEY COMB LOUVER	50	0,01	**L050R**
	74	0,02	**L074R**
	111	0,03	**L111R**

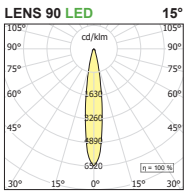

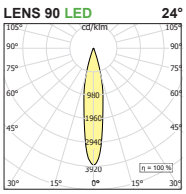

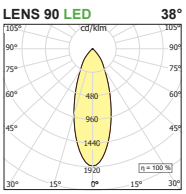

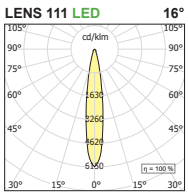

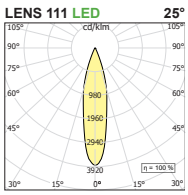

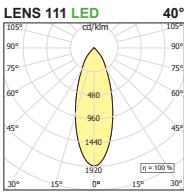

NYX FRAME FISSO - FIXED

NYX FRAME FISSO TF35F PER CARTONGESSO

NYX FRAME TF35F FIXED FOR PLASTERBOARD

Ø 55 Ø 55 500

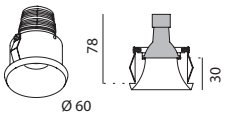

LED W	mA	ø	H	Kg	lm product/beam 3000K 28°	CODE	Col.
5	500	60	78	0,18	465	NF010.9	/01 /02 /36 /49

Kelvin
27 2700K
30 3000K
40 4000K

Beam
F 28°

NYX FRAME FISSO TF50F PER CARTONGESSO

NYX FRAME TF50F FIXED FOR PLASTERBOARD

TW

Ø 70 Ø 70 350

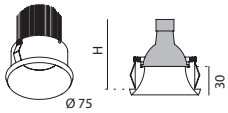

LED W	mA	ø	H	Kg	lm product/beam 3000K 24°	36°	CODE	Col.
6,8	350	75	102	0,25	330	450	NF020.9	/01 /02 /36 /49

Kelvin
27 2700K
30 3000K
40 4000K

Beam
F 24°
W 36°

TW 350 500

LED W	mA	ø	H	Kg	lm product/beam 3000K 27°	46°	CODE	Col.
12	350	75	122	0,25	1285	1289	NF023.9	/01 /02 /36 /49
18	500	75	122	0,25	1575	1579		

Kelvin
27 2700K
30 3000K
40 4000K
TW Tunable White

Beam
F 27°
W 46°

Gli apparecchi con temperatura colore Tunable White devono essere associati a driver a 2 canali. | The devices with Tunable white color temperature have to be supplied with 2 channel driver.

GU10 LED W	ø	H	Kg	CODE	Col.
1 x max50	75	86	0,25	NF028	/01 /02 /36 /49

Accessori - accessories: L050#: lente Ø 50 - lens Ø 50

NYX 35

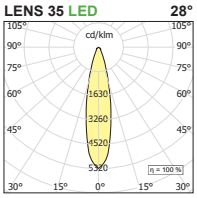

NYX 50

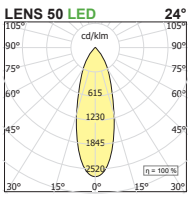

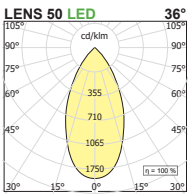

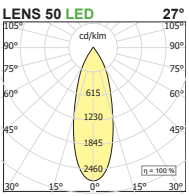

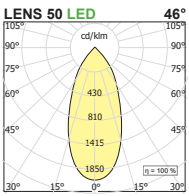

NYX FRAME FISSO TF80F PER CARTONGESSO
NYX FRAME TF80F FIXED FOR PLASTERBOARD

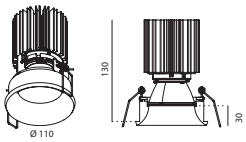

TW

8-30 | Ø 104 | Ø 104 | TW | 500 | 700

LED W	mA	ø	H	Kg	lm product/beam 3000K 15°	24°	38°	CODE	Col.
17	500	110	130	0,85	1930	1827	1905	NF040.9	/01 /02 /36 /49
24,3	700	110	130	0,85	2468	2356	2430		

Kelvin
27 2700K
30 3000K
40 4000K
TW Tunable White

Beam
S 15°
F 24°
W 38°

Accessori - accessories: L074#: lente Ø 74 - lens Ø 74 Gli apparecchi con temperatura colore Tunable White devono essere associati a driver a 2 canali. | The devices with Tunable white color temperature have to be supplied with 2 channel driver.

NYX FRAME FISSO TF111F PER CARTONGESSO
NYX FRAME TF111F FIXED FOR PLASTERBOARD

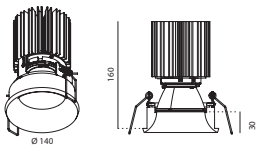

8-30 | Ø 134 | Ø 134 | 700 | 900

LED W	mA	ø	H	Kg	lm product/beam 3000K 16°	25°	40°	CODE	Col.
24,3	700	140	160	1,4	2468	2356	2430	NF060.9	/01 /02 /36 /49
32	900	140	160	1,4	3006	2885	2955		

Kelvin
27 2700K
30 3000K
40 4000K

Beam
S 16°
F 25°
W 40°

Accessori - accessories: L111#: lente Ø 111 - lens Ø 111

LENTI OPTIONAL
LENSES

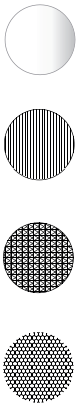

	ø mm	Kg	CODE
LENTE SATINATA / SATINED LENS	50	0.01	L050S
	74	0,02	L074S
	111	0.03	L111S
	ø mm	Kg	CODE
LENTE ELISSOIDALE / ELIPSOID LENS	50	0,01	L050E
	74	0,02	L074E
	111	0,03	L111E
	ø mm	Kg	CODE
LENTE ASIMMETRICA / ASYMMETRIC LENS	50	0,01	L050A
	74	0,02	L074A
	111	0,03	L111A
	ø mm	Kg	CODE
FILTRO NIDO D'APE / HONEY COMB LOUVER	50	0,01	L050R
	74	0,02	L074R
	111	0,03	L111R

NYX 80

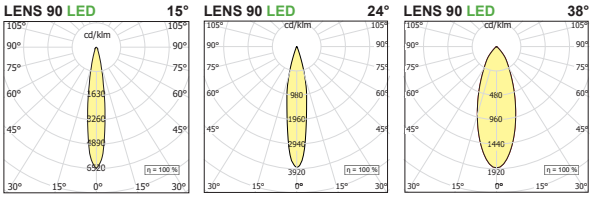

NYX 111

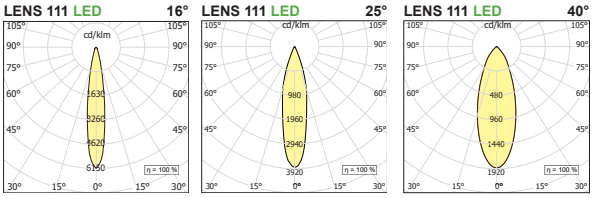

NYX FRAME ORIENTABILE ADJUSTABLE

NYX TF35D FRAME ORIENTABILE PER CARTONGESSO

NYX TF35D FRAME DIRECTIONAL FOR PLASTERBOARD

Ø 70 Ø 70 500

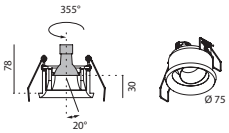

LED W	mA	ø	H	α	Kg	lm product/beam 3000K 28°	CODE	Col.
5	500	75	78	20	0,28	465	NF015.9	/01 /02 /36 /49

Kelvin
27 2700K
30 3000K
40 4000K

Beam
F 28°

NYX TF50D FRAME ORIENTABILE PER CARTONGESSO TW

NYX TF50D FRAME DIRECTIONAL FOR PLASTERBOARD

Ø 85 Ø 85 350

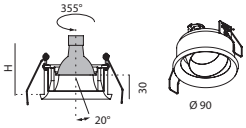

LED W	mA	ø	H	α	Kg	lm product/beam 3000K 24°	36°	CODE	Col.
6,8	350	90	100	20	0,35	330	450	NF030.9	/01 /02 /36 /49

Kelvin
27 2700K
30 3000K
40 4000K

Beam
F 24°
W 36°

TW 350 500

LED W	mA	ø	H	α	Kg	lm product/beam 3000K 27°	46°	CODE	Col.
12	350	90	120	20	0,35	1285	1289	NF033.9	/01 /02 /36 /49
18	500	90	120	20	0,35	1575	1579		

Kelvin
27 2700K
30 3000K
40 4000K
TW Tunable White

Beam
F 27°
W 46°

Gli apparecchi con temperatura colore Tunable White devono essere associati a driver a 2 canali. | The devices with Tunable white color temperature have to be supplied with 2 channel driver.

GU10 LED

W	ø	H	α	Kg	CODE	Col.
50	90	84	20	0,32	NF038	/01 /02 /36 /49

Accessori - accessories: L050#: lente Ø 50 - lens Ø 50
Nota: Alla versione GU10 è possibile abbinare soltanto la lente L###R nido d'ape | Note: For version GU10 combine L###R honey comb only.

NYX 35

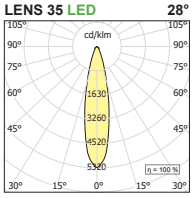

NYX 50

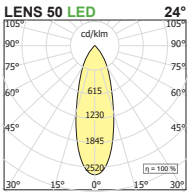

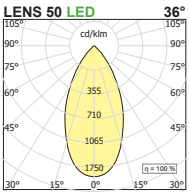

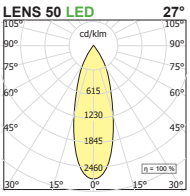

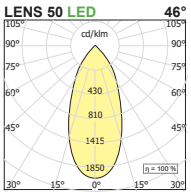

NYX 80

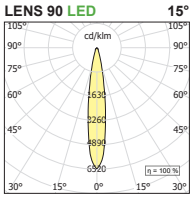

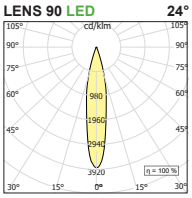

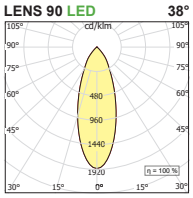

NYX 111

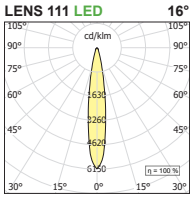

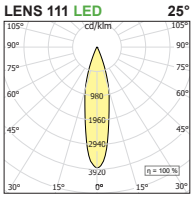

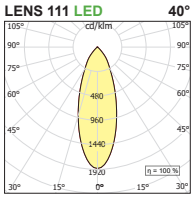

NYX TF80D FRAME ORIENTABILE PER CARTONGESSO

NYX TF80D FRAME DIRECTIONAL FOR PLASTERBOARD

TW

Ø 124 Ø 124 TW 500 700

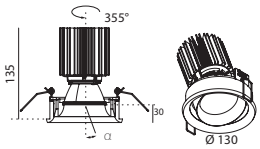

LED						lm product/beam 3000K				
W	mA	ø	H	α	Kg	15°	24°	38°	CODE	Col.
17	500	130	135	20	1	1546	1645	1730	NF050.9	/01 /02 /36 /49
24,3	700	130	135	20	1	2045	2160	2250		

Kelvin
27 2700K
30 3000K
40 4000K
TW Tunable white

Beam
S 15°
F 24°
W 38°

Accessori - accessories: L074#: lente Ø 74 - lens Ø 74 Gli apparecchi con temperatura colore Tunable White devono essere associati a driver a 2 canali. | The devices with Tunable white color temperature have to be supplied with 2 channel driver.

NYX TF111D FRAME ORIENTABILE PER CARTONGESSO

NYX TF111D FRAME DIRECTIONAL FOR PLASTERBOARD

Ø 154 Ø 154 700 900

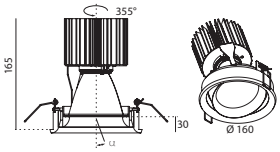

LED						lm product/beam 3000K				
W	mA	ø	H	α	Kg	15°	24°	38°	CODE	Col.
24,3	700	160	165	20	1,65	2468	2356	2430	NF070.9	/01 /02 /36 /49
32	900	160	165	20	1,65	3006	2885	2955		

Kelvin
27 2700K
30 3000K
40 4000K

Beam
S 16°
F 25°
W 40°

Accessori - accessories: L111#: lente Ø 111 - lens Ø 111

LENTI OPTIONAL

LENSES

	ø mm	Kg	CODE
LENTE SATINATA / SATINED LENS	50	0,01	**L050S**
	74	0,02	**L074S**
	111	0.03	**L111S**
	ø mm	Kg	CODE
LENTE ELISSOIDALE / ELIPSOID LENS	50	0,01	**L050E**
	74	0,02	**L074E**
	111	0,03	**L111E**
	ø mm	Kg	CODE
LENTE ASIMMETRICA / ASYMMETRIC LENS	50	0,01	**L050A**
	74	0,02	**L074A**
	111	0,03	**L111A**
	ø mm	Kg	CODE
FILTRO NIDO D'APE / HONEY COMB LOUVER	50	0,01	**L050R**
	74	0,02	**L074R**
	111	0,03	**L111R**





NYX DIFFUSED

NYX DIFFUSED 160 OPAL PER CARTONGESSO

NYX DIFFUSED 160 WITH OPAL DIFFUSER FOR PLASTERBOARD

Ø 154 500 700

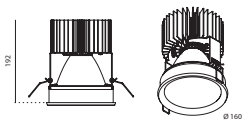

LED W	mA	ø	H	Kg	lm product/beam 3000K 60°	CODE	Col.
17	500	160	192	1.7	1730	NFD00.9	/01 /02 /36 /49
24,3	700	160	192	1.7	2250		

Kelvin
27 2700K
30 3000K
40 4000K

Beam
W 60°

NYX DIFFUSED 160 MICRO PER CARTONGESSO

NYX DIFFUSED 160 WITH MICROPRISMATIC DIFFUSER FOR PLASTERBOARD

Ø 154 500 700

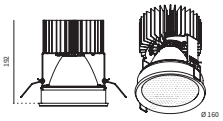

LED W	mA	ø	H	Kg	lm product/beam 3000K 65°	CODE	Col.
17	500	160	192	1.7	1730	NFD00X.9	/01 /02 /36 /49
24,3	700	160	192	1.7	2250		

Kelvin
27 2700K
30 3000K
40 4000K

Beam
W 65°

NYX DIFFUS. OPAL LED

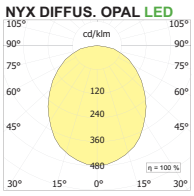

NYX DIFFUS. MICROP.LED

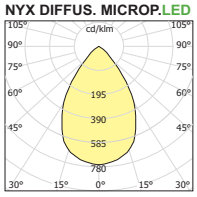

DOWNLIGHT

Panino Giusto Milano
Arch. Gianlorenzo Zardini
Photo Raffaele Montillo

Anni 20 Bagheria Gelateria - Bagheria
Photo Aldo Belvedere

Apparecchio da incasso trimless per installazioni in controsoffitto in cartongesso con sorgente luminosa in posizione arretrata antiabbagliamento UGR<19. Provvisto di cilindro estraibile dalla sede di incasso fino a 6 o 10 cm., a seconda del modello. Con sorgente LED Chip On Board integrata o per lampade alogene/ led GU10 230V/240V. Corpo e gruppo ottico in alluminio verniciato. Alimentazione remota disponibile come accessorio. Grado di protezione IP54.

Trimless recessed luminaire for plasterboard ceiling installations with light source in the anti-glare recessed position UGR <19. Provided with a cylinder that can be extracted from the built-in seat up to 6 or 10 cm, depending on the model. Integrated Chip On Board LED source or for halogen/led lamps GU10 230V/240V. Body and optical group in painted aluminum. Remote power supply available as an accessory. IP54.

NYX TUBE

NYX TUBE T 35 PER CARTONGESSO
NYX TUBE T 35 FOR PLASTERBOARD

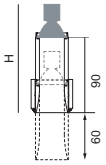

Ø 40 Ø 65 500

LED W	mA	ø	H	lm product/beam 3000K 28°	CODE	Col.
5	500	40	84/144	465	LTN30T.9	/01 /02 /49

Kelvin
27 2700K
30 3000K
40 4000K

Beam
F 28°

QR-CB35 GU4 12V

W	ø	H	CODE	Col.
35	40	76/136	LTN34T	/01 /02 /49

NYX TUBE T 50 PER CARTONGESSO
NYX TUBE T 50 FOR PLASTER**BOARD**

TW

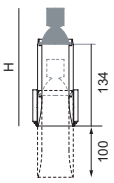

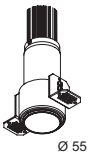

Ø 55 Ø 75 350

LED W	mA	ø	H	lm product/beam 3000K 17°	CODE	Col.
6,8	350	55	112/212	219	LTN48T.9	/01 /02 /49

Kelvin
27 2700K
30 3000K
40 4000K

Beam
S 17°

TW 350 500

LED W	mA	A	ø	H	lm product/beam 3000K 17°	CODE	Col.
12	350		55	132/232	550	LTN50T.9	/01 /02 /49
18	500		55	132/232	657		

Kelvin
27 2700K
30 3000K
40 4000K
TW Tunable white

Beam
S 17°

Gli apparecchi con temperatura colore Tunable White devono essere associati a driver a 2 canali. | The devices with Tunable white color temperature have to be supplied with 2 channel driver.

GU10 LED

W	ø	H	CODE	Col.
50	55	98/198	LTN56T	/01 /02 /49

NYX 35 TUBE LED

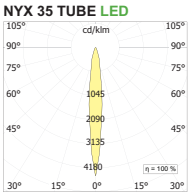

NYX 50 TUBE LED

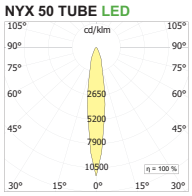

TWENTY 7

TWENTY 7

Famiglia di apparecchi da incasso e proiettori da incasso a soffitto per sorgenti LED Chip On Board integrate. Studiato per ottenere, mediante la semplice aggiunta di accessori al corpo lampada, 27 diverse soluzioni illuminotecniche, come varianti delle seguenti emissioni base: diffusa, spot, bassa luminanza e asimmetrica. Disponibili sia in versione rotonda per incasso trimless, oppure rotonda o quadrata con cornice. Disponibilità di molteplici varianti, basculanti con meccanismo roto-traslante oppure con corpo estraibile. Corpo lampada e gruppo ottico in alluminio verniciato, riflettore metallizzato in alluminio 99,99%. Cover coniche in alluminio, per emissioni a bassa luminanza, diffuse o asimmetriche, provviste di sistema di fissaggio e sgancio dal gruppo ottico, mediante calamite, Click and Play.
Filtri ottici, satinati, Fresnel e microprismatici (UGR<19) in policarbonato. Griglia a nido d'ape antiabbagliamento in alluminio verniciato. Cover di chiusura inferiori in alluminio verniciato, con foro ellittico, quadrato e tondo, per nascondere l'emissione luminosa. Grado di protezione IP23/ IP43.

Family of recessed luminaires and recessed ceiling projectors for integrated Chip On Board LED sources. Designed to obtain, by simply adding accessories to the lamp body, 27 different lighting solutions, as variants of the following basic emissions: diffuse, spot, low luminance and asymmetric. Available both in round trimless recessed version, or round and square framed. Multiple variants available, tilting with roto-translating mechanism or with extractable body. Body and optical group in painted aluminum, metallized reflector in 99.99% aluminum. Conical aluminum covers, for low luminance emissions, diffused or asymmetrical, equipped with fixing and release system from the optical unit, using magnets, Click and Play.
Optical filters, satined, Fresnel and microprismatic (UGR <19) in polycarbonate. Anti-glare honeycomb grid in painted aluminum. Closing covers in painted aluminum, with elliptical, square and round hole, to hide the light emission. IP23 / IP43.



MINIMAL/MINIMAL

Fisso/ Fixed

1

2

3

4

Orientabile / Directional

5

6

7

8

9

FRAME TONDA/
ROUND FRAME/

Fisso/ Fixed

10

11

12

13

Orientabile / Directional

14

15

16

17

18

FRAME QUADRA/
SQUARE FRAME/

Fisso/ Fixed

19

20

21

22

Orientabile / Directional

23

24

25

26

27

TWENTY 7
RE - FITTING



Twenty7 è provvisto di sistema Click&Play di fissaggio e sgancio delle cover al gruppo ottico mediante calamite.
Twenty7 is provided with Click&Play magnetic lock-unlock system of the cover to optical group.

TWENTY 7
MINIMAL

FISSO - FIXED

1

2

3

4

ORIENTABILE - DIRECTIONAL

5

6

7

8


9

Gruppo ottico dotato di speciale meccanismo di estrazione roto-traslante.
Optical group provided with proprietary design Soft Rotate & Slide extraction mechanism.

TWENTY7 MINIMAL

TELAIO OBBLIGATORIO
MANDATORY RING

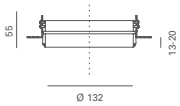

	Dim.	H	Kg	CODE
	ø132	55	0,17	**TW001**

1 FISSO MINIMAL-COVER CONICA BASSA
1 MINIMAL FIXED- LOW CONICAL COVER

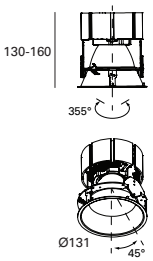

Ø 120 Ø 150

500 700

LED W	mA	ø	H	lm product/beam 3000K 41°	CODE	Col.
17	500	131	130	1415	**TW100.9**	/01
24,3	700	131	130	1854		/02

900

LED W	mA	ø	H	lm product/beam 3000K 41°	CODE	Col.
32	900	131	160	3645	**TW101.9**	/01 /02

● Kelvin
27 2700K
30 3000K
40 4000K

● Beam
W 41°

Accessori - accessories: TW001: telaio minimal OBBLIGATORIO - minimal ring COMPULSORY
L105#: lente Ø 105 - lens Ø 105

2 FISSO MINIMAL-COVER CONICA ALTA
2 MINIMAL FIXED-HIGH CONICAL COVER

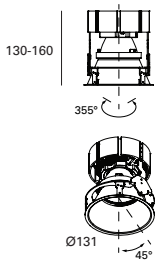

TW

Ø 120 Ø 150

500 700

LED W	mA	ø	H	lm product/beam 3000K 15°	24°	38°	CODE	Col.
17	500	131	130	1930	1827	1905	**TW102.9**	/01
24,3	700	131	130	2468	2356	2430		/02

900

LED W	mA	ø	H	15°	24°	38°	CODE	Col.
32	900	131	160	3006	2885	2955	**TW103.9**	/01 /02

● Kelvin
27 2700K
30 3000K
40 4000K
TW Tunable White

● Beam
S 15°
F 24°
W 38°

Accessori - accessories: TW001: telaio minimal OBBLIGATORIO - minimal ring COMPULSORY
L85#: lente Ø 85 - lens Ø 85 Gli apparecchi con temperatura colore Tunable White devono essere associati a driver a 2 canali. | The devices with Tunable white color temperature have to be supplied with 2 channel driver.

3 FISSO MINIMAL-COVER PIANA TONDA
3 MINIMAL FIXED-ROUND FLAT COVER

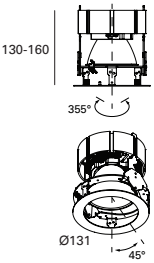

TW

Ø 120 Ø 150

500 700

LED W	mA	ø	H	lm product/beam 3000K 15°	21°	CODE	Col.
17	500	131	130	1080	1185	**TW104.9**	/01
24,3	700	131	130	1404	1452		/02

900

LED W	mA	ø	H	lm product/beam 3000K 15°	21°	CODE	Col.
32	900	131	160	2113	2326	**TW105.9**	/01 /02

● Kelvin
27 2700K
30 3000K
40 4000K
TW Tunable White

● Beam
S 15°
F 21°

Accessori - accessories: TW001: telaio minimal OBBLIGATORIO - minimal ring COMPULSORY
L105#: lente Ø 105 - lens Ø 105 Gli apparecchi con temperatura colore Tunable White devono essere associati a driver a 2 canali. | The devices with Tunable white color temperature have to be supplied with 2 channel driver.

Accessori e curve fotometriche - Accessories and photometrical data see p.342

TELAIO OBBLIGATORIO
MANDATORY RING

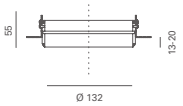

TELAIO - RING	Dim.	H	Kg	CODE
	ø132	55	0,17	**TW001**

4 FISSO MINIMAL-COVER PIANA QUADRA
4 MINIMAL FIXED-SQUARE FLAT COVER

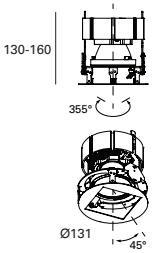

TW

Ø 120 Ø 150

500 700 TW

LED W	mA	ø mm	H	lm product/beam 3000K 15°	21°	CODE		Col.
17	500	131	130	1080	1185	**TW106.9**	● ●	/01
24,3	700	131	130	1404	1452			/02

900

LED W	mA	ø mm	H	lm product/beam 3000K 15°	21°	CODE		Col.
32	900	131	160	2113	2326	**TW107.9**	● ●	/01 /02

● Kelvin
27 2700K
30 3000K
40 4000K
HC Horticulture
TW Tunable White

● Beam
S 15°
F 21°

Accessori - accessories: TW001: telaio minimal OBBLIGATORIO - minimal ring COMPULSORY - L105#: lente Ø 105 - lens Ø 105. Gli apparecchi con temperatura colore Tunable White devono essere associati a driver a 2 canali. | The devices with Tunable white color temperature have to be supplied with 2 channel driver.

5 ORIENTABILE MINIMAL-COVER CONICA ELLITTICA
5 MINIMAL ADJUSTABLE-CONICAL-ELLIPTICAL COVER

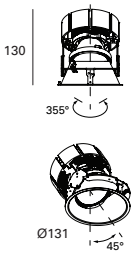

TW

Ø 120 Ø 150

500 700 TW

LED W	mA	ø mm	H	lm product/beam 3000K 15°	24°	41°	CODE		Col.
17	500	131	130	1080	1212	1697	**TW112.9**	● ●	/01
24,3	700	131	130	1404	1626	2233			/02

900

LED W	mA	ø mm	H	lm product/beam 3000K 15°	24°	41°	CODE		Col.
32	900	131	160	3620	2326	3645	**TW113.9**	● ●	/01 /02

● Kelvin
27 2700K
30 3000K
40 4000K
HC Horticulture
TW Tunable White

● Beam
S 15°
F 24°
W 41°

Accessori - accessories: TW001: telaio minimal OBBLIGATORIO - minimal ring COMPULSORY
L85#: lente Ø 85 - lens Ø 85. Gli apparecchi con temperatura colore Tunable White devono essere associati a driver a 2 canali. | The devices with Tunable white color temperature have to be supplied with 2 channel driver.

6 ORIENTABILE MINIMAL-COVER PIANA ELLITTICA
6 MINIMAL ADJUSTABLE-FLAT-ELLIPTICAL COVER

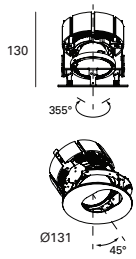

TW

Ø 120 Ø 150

500 700 TW

LED W	mA	ø mm	H	lm product/beam 3000K 15°	CODE		Col.
17	500	131	130	1021	**TW110.9**	● ●	/01
24,3	700	131	130	1350			/02

900

LED W	mA	ø mm	H	lm product/beam 3000K 15°	CODE		Col.
32	900	131	160	3620	**TW111.9**	● ●	/01 /02

● Kelvin
27 2700K
30 3000K
40 4000K
TW Tunable White

● Beam
S 15°

Accessori - accessories: TW001: telaio minimal OBBLIGATORIO - minimal ring COMPULSORY -
L85#: lente Ø 85 - lens Ø 85. Gli apparecchi con temperatura colore Tunable White devono essere associati a driver a 2 canali. | The devices with Tunable white color temperature have to be supplied with 2 channel driver.

Accessori e curve fotometriche - Accessories and photometrical data see p.342

TELAIO OBBLIGATORIO
MANDATORY RING

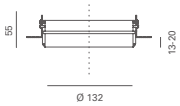

TELAIO-RING	Dim.	H	Kg	CODE
	ø132	55	0,17	**TW001**

7 ORIENTABILE MINIMAL-COVER CONICA + FOCUS 55
7 MINIMAL ADJUSTABLE-FOCUS 55 CONICAL COVER

TW

Ø 120 Ø 150

350 500 TW

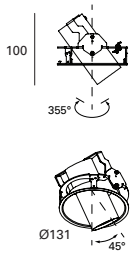

LED W	mA	ø mm	H	lm product/beam 3000K 27°	46°	CODE		Col.
12	350	131	100	1285	1289	**TW115.9**	● ●	/01
18	500	131	100	1575	1579			/02

● Kelvin
27 2700K
30 3000K
40 4000K
TW Tunable White

● Beam
F 27°
W 46°

Accessori - accessories:
TW001: telaio minimal OBBLIGATORIO - minimal ring COMPULSORY - L55#: lente Ø 55 - lens Ø 55
Gli apparecchi con temperatura colore Tunable White devono essere associati a driver a 2 canali. | The devices with Tunable white color temperature have to be supplied with 2 channel driver.

8 ORIENTABILE MINIMAL-COVER PIANA ELLITTICA+ FOCUS 55
8 MINIMAL ADJUSTABLE-FOCUS 55 FLAT-ELLIPTICAL COVER

TW

Ø 120 Ø 150

350 500 TW

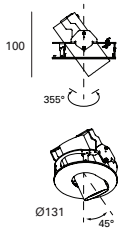

LED W	mA	ø mm	H	lm product/beam 3000K 27°	46°	CODE		Col.
12	350	131	100	1285	1289	**TW114.9**	● ●	/01
18	500	131	100	1575	1579			/02

● Kelvin
27 2700K
30 3000K
40 4000K
TW Tunable White

● Beam
F 27°
W 46°

Accessori - accessories:
TW001: telaio minimal OBBLIGATORIO - minimal ring COMPULSORY - L55#: lente Ø 55 - lens Ø 55.
Gli apparecchi con temperatura colore Tunable White devono essere associati a driver a 2 canali. | The devices with Tunable white color temperature have to be supplied with 2 channel driver.

9 ORIENTABILE MINIMAL-FOCUS 90
9 MINIMAL ADJUSTABLE-FOCUS 90

TW

Ø 120 Ø 150

500 700 TW

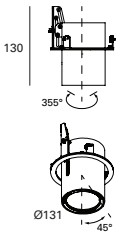

LED W	mA	ø mm	H	lm product/beam 3000K 15°	24°	38°	CODE		Col.
17	500	131	130	1930	1827	1905	**TW116.9**	● ●	/01
24,3	700	131	130	2468	2356	2430			/02

900

LED W	mA	ø mm	H	lm product/beam 3000K 15°	24°	38°	CODE		Col.
32	900	131	130	3006	2885	2955	**TW117.9**	● ●	/01
									/02

● Kelvin
27 2700K
30 3000K
40 4000K
HC Horticulture
TW Tunable white

● Beam
S 15°
F 24°
W 38°

Accessori - accessories:
TW001: telaio minimal OBBLIGATORIO - minimal ring COMPULSORY - L85#: lente Ø 85 - lens Ø 85. Gli apparecchi con temperatura colore Tunable White devono essere associati a driver a 2 canali. | The devices with Tunable white color temperature have to be supplied with 2 channel driver.

Accessori e curve fotometriche - Accessories and photometrical data see p.342

TWENTY 7
ROUND FRAME

FISSO - **FIXED**

10

11

12

13

ORIENTABILE - **DIRECTIONAL**

14


15

16

17

18

Gruppo ottico dotato di speciale meccanismo di estrazione roto-traslante.
Optical group provided with proprietary design Soft Rotate & Slide extraction mechanism.

TWENTY7 ROUND FRAME

10 TONDA FISSO-COVER CONICA BASSA
10 ROUND FIXED-LOW CONICAL COVER

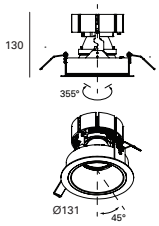

Ø 120 Ø 154

500 700

LED W	mA	ø mm	H	lm product/beam 3000K 41°	CODE		Col.
17	500	131	130	1415	TW210.9	●●	/01
24,3	700	131	130	1854			/02

900

LED W	mA	ø mm	H	lm product/beam 3000K 41°	CODE		Col.
32	900	131	160	3645	TW211.9	●●	/01 /02

● Kelvin
27 2700K
30 3000K
40 4000K

● Beam
W 41°

Accessori - accessories: L105#: lente Ø 105 - lens Ø 105

11 TONDA FISSO-COVER CONICA ALTA
11 ROUND FIXED-HIGH CONICAL COVER

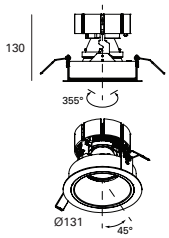

TW

Ø 120 Ø 154

500 700 TW

LED W	mA	ø mm	H	lm product/beam 3000K 15°	24°	38°	CODE		Col.
17	500	131	130	1930	1827	1905	TW212.9	●●	/01
24,3	700	131	130	2468	2356	2430			/02

900

LED W	mA	ø mm	H	lm product/beam 3000K 15°	24°	38°	CODE		Col.
32	900	131	160	3006	2885	2955	TW213.9	●●	/01 /02

● Kelvin
27 2700K
30 3000K
40 4000K
TW Tunable white

● Beam
S 15°
F 24°
W 38°

Accessori - accessories: L85#: lente Ø 85 - lens Ø 85 Gli apparecchi con temperatura colore Tunable White devono essere associati a driver a 2 canali. | The devices with Tunable white color temperature have to be supplied with 2 channel driver.

12 TONDA FISSO-COVER PIANA TONDA
12 ROUND FIXED-ROUND FLAT COVER

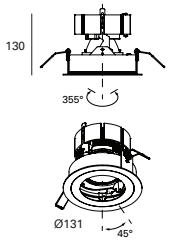

TW

Ø 120 Ø 154

500 700 TW

LED W	mA	ø mm	H	lm product/beam 3000K 15°	21°	CODE		Col.
17	500	131	130	1080	1185	TW214.9	●●	/01
24,3	700	131	130	1404	1452			/02

900

LED W	mA	ø mm	H	lm product/beam 3000K 15°	21°	CODE		Col.
32	900	131	160	2113	2326	TW215.9	●●	/01 /02

● Kelvin
27 2700K
30 3000K
40 4000K
TW Tunable White

● Beam
S 15°
F 21°

Accessori - accessories: L85#: lente Ø 85 - lens Ø 85 Gli apparecchi con temperatura colore Tunable White devono essere associati a driver a 2 canali. | The devices with Tunable white color temperature have to be supplied with 2 channel driver.

Accessori e curve fotometriche - Accessories and photometrical data see p.342

13 TONDA FISSO-COVER PIANA QUADRA
13 ROUND FIXED-SQUARE FLAT COVER

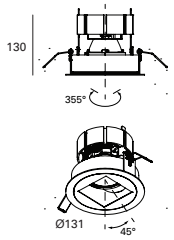

TW

Ø 120 Ø 154

500 700 TW

LED W	mA	ø mm	H	lm product/beam 3000K 15°	21°	CODE		Col.
17	500	131	130	1080	1185	TW216.9	● ●	/01 /02
24,3	700	131	130	1404	1452			

900

LED W	mA	ø mm	H	lm product/beam 3000K 15°	21°	CODE		Col.
32	900	131	160	2113	2326	TW217.9	● ●	/01 /02

● Kelvin
27 2700K
30 3000K
40 4000K
TW Tunable White

● Beam
S 15°
F 21°

Accessori - accessories: L85#: lente Ø 85 - lens Ø 85 Gli apparecchi con temperatura colore Tunable White devono essere associati a driver a 2 canali. | The devices with Tunable white color temperature have to be supplied with 2 channel driver.

14 TONDA ORIENTABILE-COVER CONICA ELLITTICA
14 ROUND ADJUSTABLE-CONICAL-ELLIPTICAL COVER

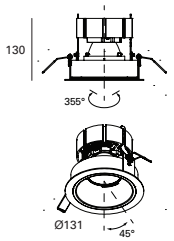

TW

Ø 120 Ø 154

500 700 TW

LED W	mA	ø mm	H	lm product/beam 3000K 15°	24°	38°	CODE		Col.
17	500	131	130	1930	1827	1905	TW220.9	● ●	/01 /02
24,3	700	131	130	2468	2356	2430			

900

LED W	mA	ø mm	H	lm product/beam 3000K 15°	24°	38°	CODE		Col.
32	900	131	160	3006	2885	2955	TW221.9	● ●	/01 /02

● Kelvin
27 2700K
30 3000K
40 4000K
HC Horticulture
TW Tunable white

● Beam
S 15°
F 24°
W 38°

Accessori - accessories: L85#: lente Ø 85 - lens Ø 85 Gli apparecchi con temperatura colore Tunable White devono essere associati a driver a 2 canali. | The devices with Tunable white color temperature have to be supplied with 2 channel driver.

15 TONDA ORIENTABILE-COVER PIANA ELLITTICA
15 ROUND ADJUSTABLE-FLAT-ELLIPTICAL COVER

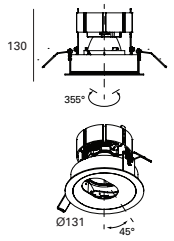

TW

Ø 120 Ø 154

500 700 TW

LED W	mA	ø mm	H	lm product/beam 3000K 15°	CODE		Col.
17	500	131	130	1021	TW222.9	● ●	/01 /02
24,3	700	131	130	1350			

900

LED W	mA	ø mm	H	lm product/beam 3000K 15°	CODE		Col.
32	900	131	160	2113	TW223.9	● ●	/01 /02

● Kelvin
27 2700K
30 3000K
40 4000K
TW Tunable White

● Beam
S 15°

Accessori - accessories: L85#: lente Ø 85 - lens Ø 85 Gli apparecchi con temperatura colore Tunable White devono essere associati a driver a 2 canali. | The devices with Tunable white color temperature have to be supplied with 2 channel driver.

Accessori e curve fotometriche - Accessories and photometrical data see p.342

16 TONDA ORIENTABILE-COVER CONICA + FOCUS 55 TW

16 ROUND ADJUSTABLE-FOCUS 55 CONICAL COVER

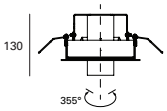

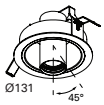

Ø 120 Ø 154

350 500 TW

LED W	mA	ø mm	H	lm product/beam 3000K 27°	46°	CODE		Col.
12	350	131	130	1285	1289	TW224.9	●●	/01
18	500	131	130	1575	1579			/02

● Kelvin
27 2700K
30 3000K
40 4000K
TW Tunable white

● Beam
F 27°
W 46°

Accessori - accessories: L55#: lente Ø 55 - lens Ø 55 Gli apparecchi con temperatura colore Tunable White devono essere associati a driver a 2 canali. | The devices with Tunable white color temperature have to be supplied with 2 channel driver.

17 TONDA ORIENTABILE-COVER PIANA + FOCUS 55 TW

17 ROUND ADJUSTABLE-FOCUS 55 FLAT COVER

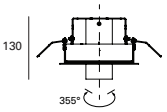

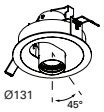

Ø 120 Ø 154

350 500 TW

LED W	mA	ø mm	H	lm product/beam 3000K 27°	46°	CODE		Col.
12	350	131 131	130	1285	1289	TW225.9	●●	/01
18	500	164	130	1575	1579			/02

● Kelvin
27 2700K
30 3000K
40 4000K
TW Tunable white

● Beam
F 27°
W 46°

Accessori - accessories: L55#: lente Ø 55 - lens Ø 55 Gli apparecchi con temperatura colore Tunable White devono essere associati a driver a 2 canali. | The devices with Tunable white color temperature have to be supplied with 2 channel driver.

18 TONDA ORIENTABILE-FOCUS 90

18 ROUND ADJUSTABLE-FOCUS 90



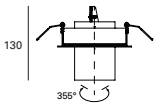

TW

Ø 120 Ø 154

500 700 TW

LED W	mA	ø mm	H	lm product/beam 3000K 15°	24°	38°	CODE		Col.
17	500	131	130	1930	1827	1905	TW226.9	●●	/01
24,3	700	131	130	2468	2356	2430			/02

900

LED W	mA	ø mm	H	lm product/beam 3000K 15°	24°	38°	CODE		Col.
32	900	131	130	3006	2885	2955	TW227.9	●●	/01
									/02

● Kelvin
27 2700K
30 3000K
40 4000K
HC Hoticulture
TW Tunable white

● Beam
S 15°
F 24°
W 38°

Accessori - accessories: L85#: lente Ø 85 - lens Ø 85 Gli apparecchi con temperatura colore Tunable White devono essere associati a driver a 2 canali. | The devices with Tunable white color temperature have to be supplied with 2 channel driver.

Accessori e curve fotometriche - Accessories and photometrical data see p.342

TWENTY 7
SQUARE FRAME

FISSO - **FIXED**

19

20

21

22

ORIENTABILE - **DIRECTIONAL**

23

24

25

26


27

Gruppo ottico dotato di speciale meccanismo di estrazione roto-traslante.
Optical group provided with proprietary design Soft Rotate & Slide extraction mechanism.

TWENTY7 SQUARE FRAME

19 QUADRA FISSO-COVER CONICA BASSA

19 SQUARE FIXED-LOW CONICAL COVER

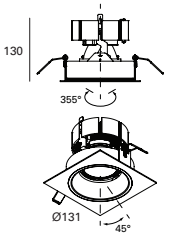

Ø 120 Ø 154

LED W	mA	Dim.	H	lm product/beam 3000K 41°	CODE		500	700	Col.
17	500	164x164	130	1415	TW200.9	●●			/01 /02 /21 /25
24,3	700	164x164	130	1854					

LED W	mA	Dim.	H	lm product/beam 3000K 41°	CODE		900	Col.
32	900	164x164	160	3645	TW201.9	●●		/01 /02 /21 /25

● Kelvin
27 2700K
30 3000K
40 4000K

● Beam
W 41°

Accessori - accessories: L105#: lente Ø 105 - lens Ø 105 p.347

20 QUADRA FISSO-COVER CONICA ALTA

20 SQUARE FIXED-HIGH CONICAL COVER

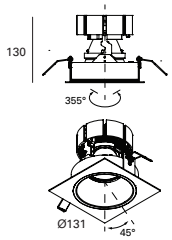

TW

Ø 120 Ø 154

LED W	mA	Dim.	H	lm product/beam 3000K 15°	21°	CODE		500	700	Col.
17	500	164x164	130	1080	1185	TW202.9	●●			/01 /02 /21 /25
24,3	700	164x164	130	1404	1452					

● Kelvin
27 2700K
30 3000K
40 4000K

● Beam
S 15°
F 21°

LED W	mA	Dim.	H	lm product/beam 3000K 15°	24°	38°	CODE		900	TW	Col.
32	900	164x164	160	3006	2885	2955	TW203.9	●●			/01 /02 /21 /25

● Kelvin
27 2700K
30 3000K
40 4000K
TW Tunable white

● Beam
S 15°
F 24°
W 38°

Accessori - accessories: L85#: lente Ø 85 - lens Ø 85 p.347 Gli apparecchi con temperatura colore Tunable White devono essere associati a driver a 2 canali. | The devices with Tunable white color temperature have to be supplied with 2 channel driver.

21 QUADRA FISSO-COVER PIANA TONDA

21 SQUARE FIXED-ROUND FLAT COVER

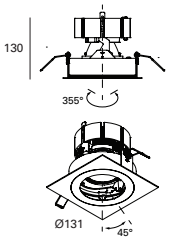

TW

Ø 120 Ø 154

LED W	mA	Dim.	H	lm product/beam 3000K 15°	21°	CODE		500	700	Col.
17	500	164x164	130	1080	1185	TW204.9	●●			/01 /02
24,3	700	164x164	130	1404	1452					

LED W	mA	Dim.	H	lm product/beam 3000K 15°	21°	CODE		900	TW	Col.
32	900	164x164	160	2113	2326	TW205.9	●●			/01 /02

● Kelvin
27 2700K
30 3000K
40 4000K
TW Tunable White

● Beam
S 15°
F 21°

Accessori - accessories: L105#: lente Ø 105 - lens Ø 105 p.347 Gli apparecchi con temperatura colore Tunable White devono essere associati a driver a 2 canali. | The devices with Tunable white color temperature have to be supplied with 2 channel driver.

Accessori e curve fotometriche - Accessories and photometrical data see p.342

22 QUADRA FISSO-COVER PIANA QUADRA
22 SQUARE FIXED-SQUARE FLAT COVER

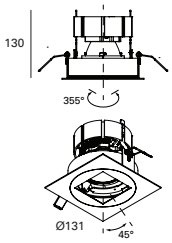

Ø 120 Ø 154

500 700 TW

LED W	mA	Dim.	H	lm product/beam 3000K 15°	21°	CODE		Col.
17	500	164x164	130	1080	1185	TW206.9	● ●	/01
24,3	700	164x164	130	1404	1452			/02

900

LED W	mA	Dim.	H	lm product/beam 3000K 15°	21°	CODE		Col.
32	900	164x164	160	2113	2326	TW207.9	● ●	/01 /02

● Kelvin
27 2700K
30 3000K
40 4000K
TW Tunable White

● Beam
S 15°
F 21°

Accessori - accessories: L105#: lente Ø 105 - lens Ø 105 p.347 Gli apparecchi con temperatura colore Tunable White devono essere associati a driver a 2 canali. | The devices with Tunable white color temperature have to be supplied with 2 channel driver.

23 QUADRA ORIENTABILE-COVER CONICA ELLITTICA
23 SQUARE ADJUSTABLE-CONICAL-ELLIPTICAL COVER

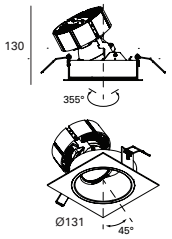

Ø 120 Ø 154

500 700 TW

LED W	mA	Dim.	H	lm product/beam 3000K 15°	24°	38°	CODE		Col.
17	500	164x164	130	1930	1827	1905	TW230.9	● ●	/01
24,3	700	164x164	130	2468	2356	2430			/02

900

LED W	mA	Dim.	H	lm product/beam 3000K 15°	24°	38°	CODE		Col.
32	900	164x164	160	3006	2885	2955	TW231.9	● ●	/01 /02

● Kelvin
27 2700K
30 3000K
40 4000K
HC Hoticulture
TW Tunable white

● Beam
S 15°
F 24°
W 38°

Accessori - accessories: L85#: lente Ø 85 - lens Ø 85 p.347 Gli apparecchi con temperatura colore Tunable White devono essere associati a driver a 2 canali. | The devices with Tunable white color temperature have to be supplied with 2 channel driver.

24 QUADRA ORIENTABILE-COVER PIANA ELLITTICA
24 SQUARE ADJUSTABLE-FLAT-ELLIPTICAL COVER

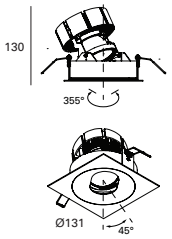

Ø 120 Ø 154

500 700 TW

LED W	mA	Dim.	H	lm product/beam 3000K 15°	CODE		Col.
17	500	164x164	130	1021	TW232.9	● ●	/01
24,3	700	164x164	130	1350			/02

900

LED W	mA	Dim.	H	lm product/beam 3000K 15°	CODE		Col.
32	900	164x164	160	2113	TW233.9	● ●	/01 /02

● Kelvin
27 2700K
30 3000K
40 4000K
TW Tunable White

● Beam
S 15°

Accessori - accessories: L85#: lente Ø 85 - lens Ø 85 p.347 Gli apparecchi con temperatura colore Tunable White devono essere associati a driver a 2 canali. | The devices with Tunable white color temperature have to be supplied with 2 channel driver.

Accessori e curve fotometriche - Accessories and photometrical data see p.342

25 QUADRA ORIENTABILE-COVER CONICA + FOCUS 55

25 SQUARE ADJUSTABLE-FOCUS 55 CONICAL COVER

TW

Ø 120 Ø 154

350 500 TW

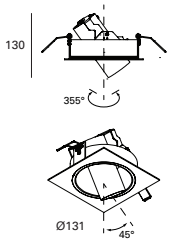

LED W	mA	Dim.	H	lm product/beam 3000K 27°	46°	CODE		Col.
12	350	164x164	130	1285	1289	TW235.9	●●	/01
18	500	164x164	130	1575	1579			/02

● Kelvin
27 2700K
30 3000K
40 4000K
TW Tunable white

● Beam
F 27°
W 46°

Accessori - accessories: L55#: lente Ø 55 - lens Ø 55 Gli apparecchi con temperatura colore Tunable White devono essere associati a driver a 2 canali. | The devices with Tunable white color temperature have to be supplied with 2 channel driver.

26 QUADRA ORIENTABILE-COVER PIANA + FOCUS 55

26 SQUARE ADJUSTABLE-FOCUS 55 FLAT COVER

TW

Ø 120 Ø 154

350 500 TW

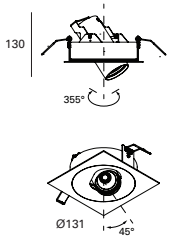

LED W	mA	Dim.	H	lm product/beam 3000K 27°	46°	CODE		Col.
12	350	164x164	130	1285	1289	TW234.9	●●	/01
18	500	164x164	130	1575	1579			/02

● Kelvin
27 2700K
30 3000K
40 4000K
TW Tunable white

● Beam
F 27°
W 46°

Accessori - accessories: L55#: lente Ø 55 - lens Ø 55 Gli apparecchi con temperatura colore Tunable White devono essere associati a driver a 2 canali. | The devices with Tunable white color temperature have to be supplied with 2 channel driver.

27 QUADRA ORIENTABILE-FOCUS 90

27 SQUARE ADJUSTABLE-FOCUS 90

TW

Ø 120 Ø 154

500 700 TW

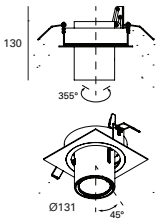

LED W	mA	Dim.	H	lm product/beam 3000K 15°	24°	38°	CODE		Col.
17	500	164x164	130	1930	1827	1905	TW236.9	●●	/01
24,3	700	164x164	130	2468	2356	2430			/02

900

LED W	mA	Dim.	H	lm product/beam 3000K 15°	24°	38°	CODE		Col.
32	900	164x164	130	3006	2885	2955	TW237.9	●●	/01 /02

● Kelvin
27 2700K
30 3000K
40 4000K
HC Horticulture
TW Tunable white

● Beam
S 15°
F 24°
W 38°

Accessori - accessories: L85#: lente Ø 85 - lens Ø 85 Gli apparecchi con temperatura colore Tunable White devono essere associati a driver a 2 canali. | The devices with Tunable white color temperature have to be supplied with 2 channel driver.

Accessori e curve fotometriche - Accessories and photometrical data see p.342

CURVE FOTOMETRICHE - PHOTOMETRICAL DATA

TWENTY COVER CONICA

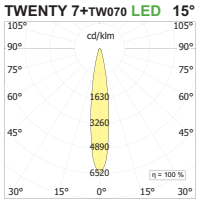

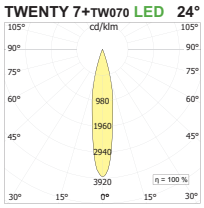

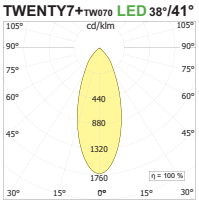

TWENTY FOCUS 55

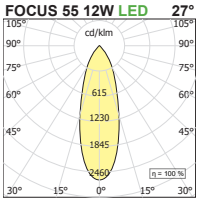

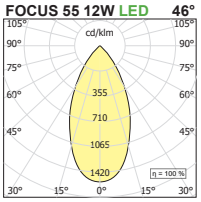

TWENTY FOCUS 90

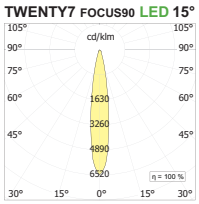

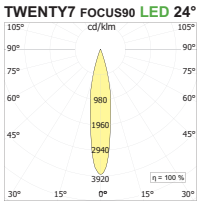

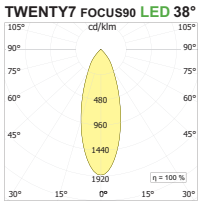

ACCESSORI - ACCESSORIES

LENTI CON ANELLO OPTIONAL
LENSES WITH RING

	ø mm	Kg	CODE	Col.
LENTE SATINATA / SATINED LENS	55	0,01	**L055S.A**	**/01 /02**
	85	0,02	**L085S.A**	
	115	0,03	**L115S.A**	
LENTE ELISSOIDALE / ELIPSOID LENS	55	0,01	**L055E.A**	**/01 /02**
	85	0,02	**L085E.A**	
	115	0,03	**L115E.A**	
LENTE ASIMMETRICA / ASYMMETRIC LENS	55	0,01	**L055A.A**	**/01 /02**
	85	0,02	**L085A.A**	
	115	0,03	**L115A.A**	
FILTRO NIDO D'APE / HONEY COMB LOUVER	55	0,01	**L055R.A**	**/01 /02**
	85	0,02	**L085R.A**	
	115	0,03	**L115R.A**	

LEVA INCASSI

MASSIMO BONINI SHOWROOM - MILANO
PHOTO: FABIO DI CARLO

LEVA INCASSI
DOWNLIGHT

Collezione di apparecchi da incasso, fissi ed orientabili, con sorgenti LED Chip On Board integrate. Possibilità di montaggio trimless o con battuta. Corpo apparecchio in estruso di alluminio verniciato. Gruppi ottici antiabbagliamento completi di led chip on board (CRI>90) e lenti. Ottiche spot, flood, wideflood ed ellittiche UGR<16. Da completare con alimentatori elettronici remoti. Grado di protezione IP20/IP43.

Recessed luminaires, fixed and adjustable, trimless or trimmed with integrated Chip On Board LED sources. Extruded aluminum painted body. Anti-glare optical groups complete with LED chip on board (CRI> 90) and lenses. Spot, flood, wideflood and elliptical optics UGR <16. To be completed with remote electronic drivers. IP20 / IP43.

Project: Fortress Office - Sydney - Australia
Designer: The World Is Round
Lighting Project: Gineico Lighting

DOWNLOAD

LEVA INCASSI MINIMAL

LEVA1 INCASSO RASATO
LEVA 1 TRIMLESS DOWNLIGHT

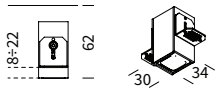

32x36 | 13

CASSA OBBLIGATORIA SENZA CORNICE - COMPULSORY TRIMLESS BOX

Dim.	H	Kg	CODE
30x34	62	0,06	**LV001A**

KIT LED W	mA	Dim.	H	Kg	lm prod./beam 3000K 20°	32°	50°	41°x18°	CODE		Col.
2,2	700	27x30	60	0.02	200	186	166	175	**LV001K.9**	●●	**/01 /02 /04**

● Kelvin
27 2700K
30 3000K
40 4000K

● Beam
S 20°
F 32°
W 50°
Z 41°x18°

Da completare con cassa e alimentatore da installare remoto in scatola di derivazione | To be completed with box and power supply to be installed in a remote junction box

LEVA3 INCASSO RASATO
LEVA 3 TRIMLESS DOWNLIGHT

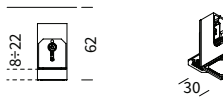

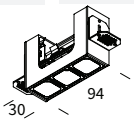

28x34 | 32x96 | 13

CASSA OBBLIGATORIA SENZA CORNICE - COMPULSORY TRIMLESS BOX

Dim.	H	Kg	CODE
30x94	62	0,12	**LV003A**

KIT LED W	mA	Dim.	H	Kg	lm product/beam 3000K 20°	32°	50°	41°x18°	CODE		Col.
6,6	700	27x90	60	0,06	601	558	496	526	**LV003K.9**	●●	**/01 /02 /04**

● Kelvin
27 2700K
30 3000K
40 4000K

● Beam
S 20°
F 32°
W 50°
Z 41°x18°

Da completare con cassa e alimentatore da installare remoto in scatola di derivazione | To be completed with box and power supply to be installed in a remote junction box

LEVA5 INCASSO RASATO
LEVA 5 TRIMLESS DOWNLIGHT

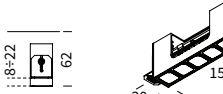

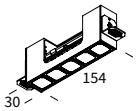

28x66 | 32x156 | 13

CASSA OBBLIGATORIA SENZA CORNICE - COMPULSORY TRIMLESS BOX

Dim.	H	Kg	CODE
30x154	62	0,15	**LV005A**

KIT LED W	mA	Dim.	H	Kg	lm product/beam 3000K 20°	32°	50°	41°x18°	CODE		Col.
11	700	27x150	60	0,10	1002	931	828	877	**LV005K.9**	●●	**/01 /02 /04**

● Kelvin
27 2700K
30 3000K
40 4000K

● Beam
S 20°
F 32°
W 50°
Z 41°x18°

Da completare con cassa e alimentatore da installare remoto in scatola di derivazione | To be completed with box and power supply to be installed in a remote junction box

LEVA10 INCASSO RASATO
LEVA10 TRIMLESS DOWNLIGHT



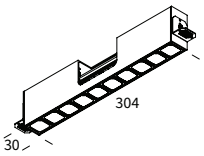

24x80 | 32x306 | 8-22

CASSA OBBLIGATORIA SENZA CORNICE - COMPULSORY TRIMLESS BOX

Dim.	H	Kg	CODE
30x304	62	0,27	**LV010A**

KIT LED W	mA	Dim.	H	Kg	lm product/beam 3000K 20°	32°	50°	41°x18°	CODE		Col.
22	700	27x300	60	0,20	2004	1862	1656	1754	**LV010K.9**	●●	**/01 /02 /04**

● Kelvin
27 2700K
30 3000K
40 4000K

● Beam
S 20°
F 32°
W 50°
Z 41°x18°

Da completare con cassa e alimentatore da installare remoto in scatola di derivazione | To be completed with box and power supply to be installed in a remote junction box

LEVA 15 INCASSO RASATO
LEVA 15 TRIMLESS DOWNLIGHT

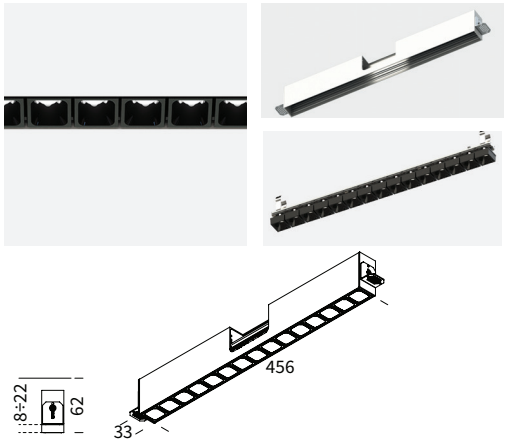

24x80 | 32x458 | 8-22

CASSA OBBLIGATORIA SENZA CORNICE - COMPULSORY TRIMLESS BOX

Dim.	H	Kg	CODE	Col.
33x456	62	0,35	**LV015A**	**/01**

KIT LED					lm product/beam 3000K						
W	mA	Dim.	H	Kg	20°	32°	50°	41°x18°	CODE		Col.
33	700	27x450	60	0,30	3006	2793	2484	2631	**LV015K.9**	●●	**/01 /02 /04**

● Kelvin
27 2700K
30 3000K
40 4000K

● Beam
S 20°
F 32°
W 50°
Z 41°x18°

Da completare con cassa e alimentatore da installare remoto in scatola di derivazione | To be completed with box and power supply to be installed in a remote junction box

LEVA 5+5 INCASSO RASATO
LEVA 5+5 TRIMLESS DOWNLIGHT

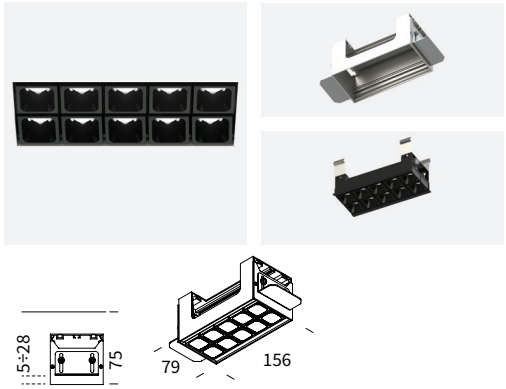

78x78 | 81x158 | 8-25

CASSA OBBLIGATORIA SENZA CORNICE - COMPULSORY TRIMLESS BOX

Dim.	H	CODE	Col.
79x156	75	**LV205A**	**/01**

KIT LED				lm prod./beam 3000K					
W	mA	Dim.	H	20°	32°	50°	CODE		Col.
22	700	75x150	70	2004	1862	1656	**LV205K.9**	●●	**/01 /02 /41 /42**

● Kelvin
27 2700K
30 3000K
40 4000K

● Beam
S 20°
F 32°
W 50°

Da completare con cassa e alimentatore da installare remoto in scatola di derivazione | To be completed with box and power supply to be installed in a remote junction box

LEVA 10+10 INCASSO RASATO
LEVA 10+10 TRIMLESS DOWNLIGHT

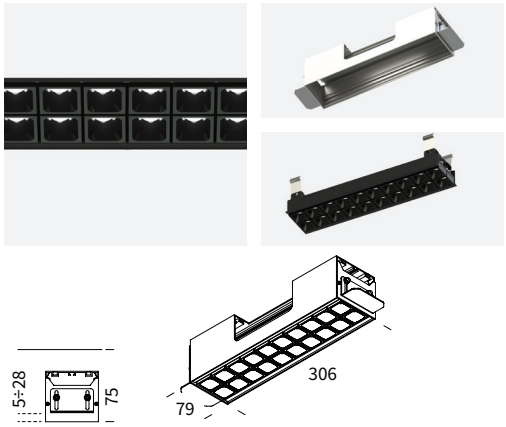

68x120 | 81x308 | 8-25

CASSA OBBLIGATORIA SENZA CORNICE - COMPULSORY TRIMLESS BOX

Dim.	H	CODE	Col.
79x306	75	**LV210A**	**/01**

KIT LED				lm prod./beam 3000K					
W	mA	Dim.	H	20°	32°	50°	CODE		Col.
44	700	75x300	120	4000	3724	3312	**LV210K.9**	●●	**/01 /02 /41 /42**

● Kelvin
27 2700K
30 3000K
40 4000K

● Beam
S 20°
F 32°
W 50°

Da completare con cassa e alimentatore da installare remoto in scatola di derivazione | To be completed with box and power supply to be installed in a remote junction box

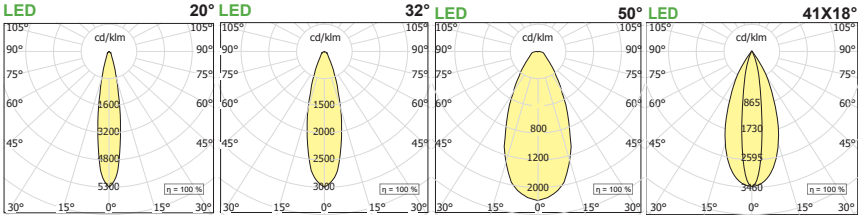

LEVA 3 INCASSO RASATO BASCULANTE

LEVA 3 TILT VERSION TRIMLESS





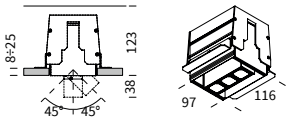

98x118 0-25

CASSA OBBLIGATORIA - COMPULSORY BOX

Dim.	H	Kg	CODE	Col.
97x116	123	0,12	LV003B	/01 /02

KIT LED

W	Dim.	H	Kg	lm prod./beam 3000K 20°	32°	50°	41°x18°	CODE		Col.
6,6	75x100	110+38	1,23	601	558	496	526	LV041K.9	●●●	/01 /02 /41 /42

● Kelvin
27 2700K
30 3000K
40 4000K

● Beam
S 20°
F 32°
W 50°
Z 41°x18°

● Dimmable (optional)
D Dali

LEVA INCASSO RASATO BASCULANTE 5

TILT VERSION TRIMLESS DOWNLIGHTER



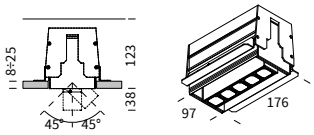

99x178 0-25

CASSA OBBLIGATORIA - COMPULSORY BOX

Dim.	CODE	Col.
97x176	LV005B	/01 /02

KIT LED

W	Dim.	H	Kg	lm prod./beam 3000K 20°	32°	50°	41°x18°	CODE		Col.
11	75x160	110+38	1,67	1002	931	828	877	LV042K.9	●●●	/01 /02 /41 /42

● Kelvin
27 2700K
30 3000K
40 4000K

● Beam
S 20°
F 32°
W 50°
Z 41°x18°

● Dimmable (optional)
D Dali

LEVA INCASSO RASATO BASCULANTE 10

TILT VERSION TRIMLESS DOWNLIGHTER



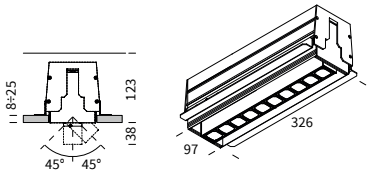

99x328 0-25

CASSA OBBLIGATORIA - COMPULSORY BOX

Dim.	CODE	Col.
97x326	LV010B	/01 /02

KIT LED

W	Dim.	H	Kg	lm prod./beam 3000K 20°	32°	50°	41°x18°	CODE		Col.
22	75x310	110+38	2,26	2004	1862	1656	1754	LV043K.9	●●●	/01 /02 /41 /42

● Kelvin
27 2700K
30 3000K
40 4000K

● Beam
S 20°
F 32°
W 50°
Z 41°x18°

● Dimmable (optional)
D Dali

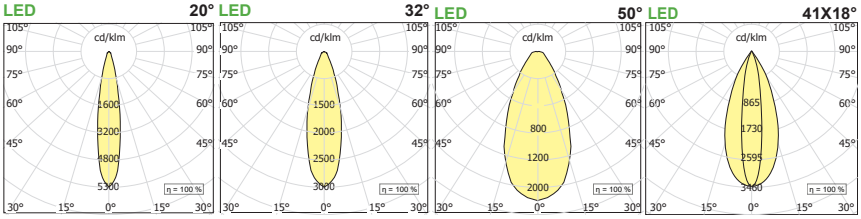

LEVA INCASSO RASATO BASCULANTE 15
TILT VERSION TRIMLESS DOWNLIGHTER

99x478 0-25



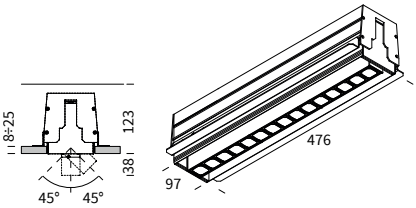

CASSA OBBLIGATORIA - COMPULSORY BOX

Dim.	CODE	Col.
97x476	LV115B	/01 /02

LED

KIT LED W	Dim.	H	lm product/beam 3000K 20°	32°	50°	41°x18°	CODE		Col.
33	75x460	110+38	3006	2793	2484	2631	LV044K.9	●●●	/01 /02 /41 /42

● Kelvin
27 2700K
30 3000K
40 4000K

● Beam
S 20°
F 32°
W 50°
Z 41°x18°

● Dimmable (optional)
D Dali

Da completare con cassa e alimentatore da installare remoto in scatola di derivazione | To be completed with box and power supply to be installed in a remote junction box

LEVA INCASSO RASATO ROTOTRASLANTE 5
SOFT ROTATE & SLIDE MECHANISM TRIMLESS DOWNLIGHTER

31x100 85x233



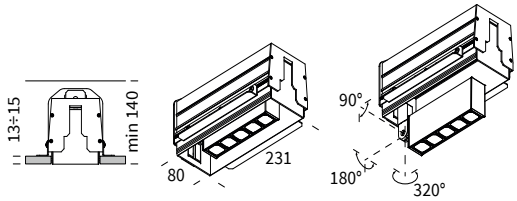

CASSA OBBLIGATORIA - COMPULSORY BOX

Dim.	CODE	Col.
97x250	LV005C	/01 /02

LED

KIT LED W	mA	Dim.	H	lm prod./beam 3000K 20°	32°	50°	41°x18°	CODE		Col.
11	700	80x231	140	1000	931	828		LV051K.9	●●	/01 /02 /41 /42

● Kelvin
27 2700K
30 3000K
40 4000K

● Beam
S 20°
F 32°
W 50°
Z 41°x18°

Da completare con cassa e alimentatore da installare remoto in scatola di derivazione | To be completed with box and power supply to be installed in a remote junction box

KIT LUCE INTERNA PER ILLUMINARE LA CASSA
INTERNAL LIGHT KIT

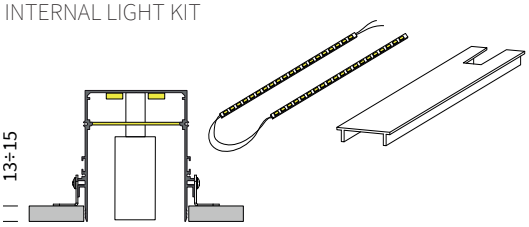

linea di luce - LED line

W	lm prod	CODE
7,5	924	LVKIT5

LEVA INCASSI FRAME

700 A++ IP20 LED incl. UGR <16 CRI >90 CE

LEVA 1F INCASSO
LEVA 1F DOWNLIGHTER

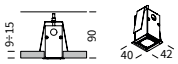

34x36 | 34x36 | 9-15

CASSA OBBLIGATORIA CON CORNICE - COMPULSORY FRAME BOX

Dim.	H	Kg	CODE	Col.
30x34	62	0,06	LV001F	/01 /02

KIT LED					lm prod./beam 3000K						
W	mA	Dim.	H	Kg	20°	32°	50°	41°x18°	CODE		Col.
2,2	700	27x30	60	0.02	200	186	166	175	LV001K.9	●●	/01 /02 /04

● Kelvin
27 2700K
30 3000K
40 4000K

● Beam
S 20°
F 32°
W 50°
Z 41°x18°

Da completare con cassa e alimentatore da installare remoto in scatola di derivazione | To be completed with box and power supply to be installed in a remote junction box

LEVA 3F INCASSO
LEVA 3F DOWNLIGHT



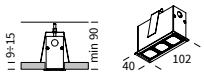

34x96 | 34x96 | 9-15

CASSA OBBLIGATORIA CON CORNICE - COMPULSORY FRAME BOX

Dim.	H	Kg	CODE	Col.
40x102	65	0,12	LV003F	/01 /02

KIT LED					lm prod./beam 3000K						
W	mA	Dim.	H	Kg	20°	32°	50°	41°x18°	CODE		Col.
6,6	700	27x90	60	0,06	601	558	496	526	LV003K.9	●●	/01 /02 /04

● Kelvin
27 2700K
30 3000K
40 4000K

● Beam
S 20°
F 32°
W 50°
Z 41°x18°

Da completare con cassa e alimentatore da installare remoto in scatola di derivazione | To be completed with box and power supply to be installed in a remote junction box

LEVA 5F INCASSO
LEVA 5F DOWNLIGHT



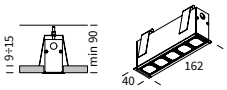

34x156 | 34x156 | 9-15

CASSA OBBLIGATORIA CON CORNICE - COMPULSORY FRAME BOX

Dim.	H	Kg	CODE	Col.
40x162	65	0,15	LV005F	/01 /02

KIT LED					lm product/beam 3000K						
W	mA	Dim.	H	Kg	20°	32°	50°	41°x18°	CODE		Col.
11	700	27x150	60	0,10	1002	931	828	877	LV005K.9	●●	/01 /02 /04

● Kelvin
27 2700K
30 3000K
40 4000K

● Beam
S 20°
F 32°
W 50°
Z 41°x18°

Da completare con cassa e alimentatore da installare remoto in scatola di derivazione | To be completed with box and power supply to be installed in a remote junction box

LEVA 10F INCASSO
LEVA 10F DOWNLIGHT

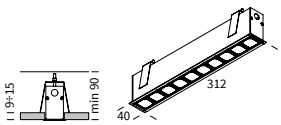

34x306 | 34x306 | 9-15

CASSA OBBLIGATORIA CON CORNICE - COMPULSORY FRAME BOX

Dim.	H	Kg	CODE	Col.
40x312	60	0,27	LV010F	/01 /02

KIT LED					lm product/beam 3000K						
W	mA	Dim.	H	Kg	20°	32°	50°	41°x18°	CODE		Col.
22	700	27x300	60	0,20	2004	1862	1656	1754	LV010K.9	●●	/01 /02 /04

● Kelvin
27 2700K
30 3000K
40 4000K

● Beam
S 20°
F 32°
W 50°
Z 41°x18°

Da completare con cassa e alimentatore da installare remoto in scatola di derivazione | To be completed with box and power supply to be installed in a remote junction box

LEVA 15F INCASSO

LEVA 15F DOWNLIGHTER



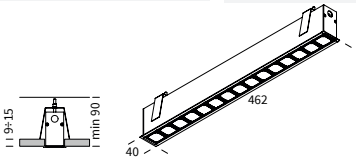

34x456 | 34x456 | 9-15

CASSA OBBLIGATORIA CON CORNICE - COMPULSORY FRAME BOX

Dim.	Hmm	Kg	CODE	Col.
40x462	60	0,35	LV015F	/01 /02

KIT LED W	mA	Dim.	H	Kg	lm product/beam 3000K 20°	32°	50°	41°x18°	CODE	Col.
33	700	27x450	60	0,35	3000	2793	2484	2631	LV015K.9	/01 /02 /04

Kelvin
27 2700K
30 3000K
40 4000K

Beam
S 20°
F 32°
W 50°
Z 41°x18°

Da completare con cassa e alimentatore da installare remoto in scatola di derivazione | To be completed with box and power supply to be installed in a remote junction box

LEVA 5+5F INCASSO

LEVA 5+5F DOWNLIGHT



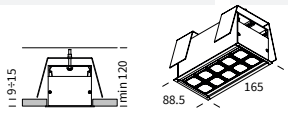

80x158 | 80x158 | 9-15

CASSA OBBLIGATORIA CON CORNICE - COMPULSORY FRAME BOX

Dim.	Hmm	CODE	Col.
88.5x165	min.120	LV205F	/01 /02

KIT LED W	mA	Dim.	Hmm	lm prod./beam 3000K 20°	32°	50°	CODE	Col.
22	700	75x150	70	2004	1862	1656	LV205K.9	/01 /02 /41 /42

Kelvin
27 2700K
30 3000K
40 4000K

Beam
S 20°
F 32°
W 50°

Da completare con cassa e alimentatore da installare remoto in scatola di derivazione | To be completed with box and power supply to be installed in a remote junction box

LEVA 10+10F INCASSO

LEVA 10+10F DOWNLIGHT



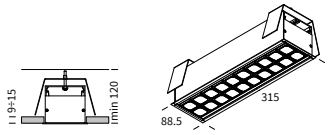

80x308 | 80x308 | 9-15

CASSA OBBLIGATORIA CON CORNICE - COMPULSORY FRAME BOX

Dim.	Hmm	CODE	Col.
89x315	min.120	LV210F	/01 /02

KIT LED W	mA	Dim.	Hmm	lm prod./beam 3000K 20°	32°	50°	CODE	Col.
44	700	75x300	120	4008	3724	3312	LV210K.9	/01 /02 /41 /42

Kelvin
27 2700K
30 3000K
40 4000K

Beam
S 20°
F 32°
W 50°

Da completare con cassa e alimentatore da installare remoto in scatola di derivazione | To be completed with box and power supply to be installed in a remote junction box

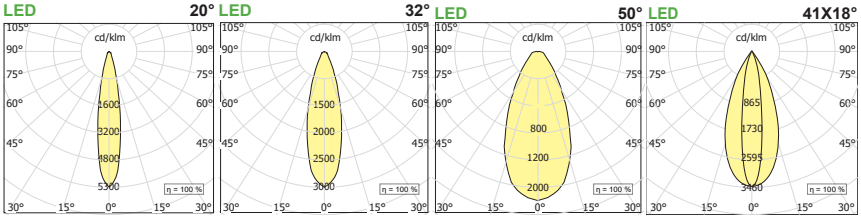

LEVA QUADRA

LEVA QUADRA INCASSI

LEVA QUADRA INCASSI

Collezione di apparecchi da incasso, fissi ed orientabili, con sorgenti LED Chip On Board integrate. Possibilità di montaggio trimless o con battuta. Corpo apparecchio in estruso di alluminio verniciato. Gruppi ottici antiabbagliamento completi di led chip on board (CRI>90) e lenti. Ottiche spot, flood, wideflood UGR<16. Da completare con alimentatori elettronici remoti. Grado di protezione IP20/IP43.

Recessed luminaires, fixed and adjustable, trimless or trimmed with integrated Chip On Board LED sources. Extruded aluminum painted body. Anti-glare optical groups complete with LED chip on board (CRI> 90) and lenses. Spot, flood, wideflood and elliptical optics UGR <16. To be completed with remote electronic drivers. IP20 / IP43

MINIMAL



FRAME

LEVA QUADRA INCASSI MINIMAL

700 CRI >90 A++ IP20 UGR <16 CE

LEVA QUADRA 4 TRIMLESS

LEVA QUADRA 4 TRIMLESS

36X60 13 66x66

CASSA OBBLIGATORIA - COMPULSORY BOX

Dim.	H	Kg	CODE
64x64	34	0,07	**LV301M**

LED W	mA	Dim.	H	Kg	lm product/beam 3000K 20°	32°	50°	CODE		Col.
8,8	700	61x61	33	0.2	800	745	662	**LV301K.9**	●●	**/01 /02 /04**

● Kelvin
27 2700K
30 3000K
40 4000K

● Beam
S 20°
F 32°
W 50°

Accessori - accessories: LV301M: Q4 cassa minimal - Q4 box minimal
Da completare con alimentatore remoto | To be completed with remote driver

LEVA QUADRA 9 TRIMLESS

LEVA QUADRA 9 TRIMLESS

46X70 13 96x96

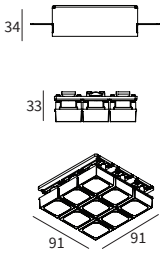

CASSA OBBLIGATORIA - COMPULSORY BOX

Dim.	H	Kg	CODE
94x94	34	0,12	**LV302M**

LED W	mA	Dim.	H	Kg	lm product/beam 3000K 20°	32°	50°	CODE		Col.
19,8	700	91x91	33	0,35	1800	1676	1490	**LV302K.9**	●●	**/01 /02 /04**

● Kelvin
27 2700K
30 3000K
40 4000K

● Beam
S 20°
F 32°
W 50°

Accessori - accessories: LV302M: Q9 cassa minimal - Q9 box minimal
Da completare con alimentatore remoto | To be completed with remote driver

LEVA QUADRA INCASSI FRAME

LEVA QUADRA 4 FRAME

LEVA QUADRA 4 FRAME

65X65 0-25 65x65

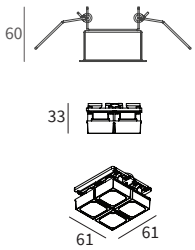

CASSA OBBLIGATORIA - COMPULSORY BOX

Dim.	H	Kg	CODE	Col.
73x73	60	0,15	**LV301F**	**/01 /02**

LED W	mA	Dim.	H	Kg	lm product/beam 3000K 20°	32°	50°	CODE		Col.
8,8	700	61x61	33	0.2	800	745	662	**LV301K.9**	●●	**/01 /02 /04**

● Kelvin
27 2700K
30 3000K
40 4000K

● Beam
S 20°
F 32°
W 50°

Accessori - accessories: LV301F: Q4 cassa frame - Q4 box frame
Da completare con alimentatore remoto | To be completed with remote driver

LEVA QUADRA 9 FRAME

LEVA QUADRA 9 FRAME

50X74 0-25 95x95

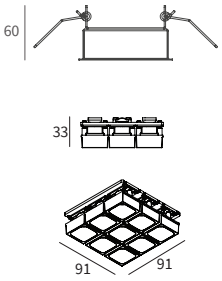

CASSA OBBLIGATORIA - COMPULSORY BOX

Dim.	H	Kg	CODE	Col.
103x103	60	0,25	**LV302F**	**/01 /02**

LED W	mA	Dim.	H	Kg	lm product/beam 3000K 20°	32°	50°	CODE		Col.
19,8	700	91x91	33	0,35	1800	1676	1490	**LV302K.9**	●●	**/01 /02 /04**

● Kelvin
27 2700K
30 3000K
40 4000K

● Beam
S 20°
F 32°
W 50°

Accessori - accessories: LV302F: Q9 cassa frame - Q9 box frame
Da completare con alimentatore remoto | To be completed with remote driver

DOWNLIGHT

FARETÈN INCASSI
DOWNLIGHT

Collezione di proiettori di dimensioni estremamente contenute completi di sorgente LED chip on board e driver integrato. La gamma si articola in due tipi di apparecchi: spot LED, di forma sferica, orientabili sull'asse verticale e orizzontale, alloggiati in moduli da cinque unità e proiettori di forma cilindrica di diametro 26, 36 e 55mm., orientabili sull'asse verticale e orizzontale, alloggiati in moduli da uno e due unità. Disponibili inseriti all'interno di un modulo finito in estruso di alluminio, installabile ad incasso con battuta e trimless. Grado di protezione IP20.

Collection of extremely small projectors complete with LED chip on board source and integrated driver. The range is divided into two types of luminaires: LED spots, with spherical shape, adjustable on the vertical and horizontal axis, housed in modules of five units and cylindrical projectors with a diameter of 26, 36 and 55mm, adjustable on the vertical and horizontal axis, housed in modules of one and two units. They might be inserted inside a finished extruded aluminum module, which can be installed trimless or framed. IP20.



FARETÈN MINISPOT 5 INCASSO

FARETÈN MINISPOT 5 RECESSED MOUNTED

500 42x304

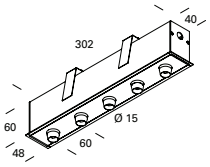

LED W	Dim.	ø	H	Kg	lm product/beam 3000K 28°	CODE		Col.
7,5	40x302	15	60	0.83	685	**FR103.9**	● ●	**/01 /02**

● Kelvin
27 2700K
30 3000K
40 4000K

● Beam
F 28°

Per installazione in profilo Container File ordinare n.2 LT2481 staffa per fissaggio modulo luminoso all'interno della cassaforma. | To put it in Container File profile order n.2 LT2481 single bracket to fix the lighting module within the wallbox.
Accessori - accessories: LTF1.1000, LTF1.2000, LTF1.3000, LTF1.misura: cassaforma File - wallbox File - LT2480.1: Coppia di testate cassaforma FILE - couple of closure heads for wallbox FILE - LT2481: staffa singola per fissaggio modulo - module fixing single bracket

FARETÈN MINISPOT 5 INCASSO RASATO

FARETÈN MINISPOT 5 TRIMLESS RECESSED

500 42x306

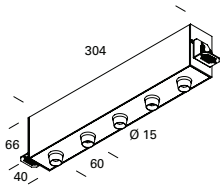

LED W	Dim.	ø	H	Kg	lm product/beam 3000K 28°	CODE		Col.
7,5	40x304	15	66	0.83	685	**FR203.9**	● ●	**/01 /02**

● Kelvin
27 2700K
30 3000K
40 4000K

● Beam
F 28°

MINISPOT

FARETEN MiniSpot 5 LED

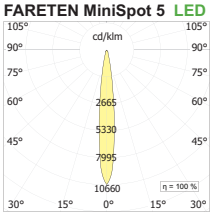

ACCESSORI - ACCESSORIES

CASSAFORMA CONTAINER PER INCASSO RASATO IN CARTONGESSO O LATERIZIO CEMENTO

WALLBOX CONTAINER FOR TRIMLESS RECESSED IN FALSE CEILING OR BRICKWALL AND CONCRETE

LTF1.### P.254

MINI SIGHT

MINI SIGHT

Proiettore da incasso, per installazioni trimless o con battuta, dotato di gruppo ottico telescopico estraibile e orientabile, per sorgenti LED integrate o lampade LED GU10 230V/240V, con corpo e monocolo telescopico in metallo verniciato. La versione trimless necessita obbligatoriamente di controtelaio per installazione su controsoffitti in cartongesso da 13mm. Per gli articoli a sorgenti led integrate alimentazione elettronica in remoto disponibile come accessorio. Installabile anche in pareti e soffitti in calcestruzzo mediante apposita cassaforma in lamiera zincata disponibile come accessorio. Grado di protezione IP20/IP23.

Recessed projector, for trimless or trimmed installations, equipped with extractable and adjustable telescopic optical unit, for integrated LED sources or GU10 LED light bulbs 230V/240V, with telescopic body and monocle in painted metal. The trimless version necessarily requires a counterframe for installation on 13mm plasterboard ceilings. For articles with integrated LED sources, remote electronic power supply available as accessory. Extruded aluminum formwork for concrete recessed installation available as an accessory. IP20/IP23.

DOWNLIGHT

MINI SIGHT MINIMAL

MINI SIGHT 1M MINIMAL

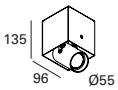

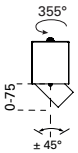

13 vedi accessori CRI >90 IP20 CE

TW

350 500

LED — lm product/beam 3000K

W	mA	Dim.	ø	H	α	Kg	27°	46°	CODE		Col.
12	350	96x96	55	135	45	0,66	1285	1289	**MS50.9**	●●	**/01 /02**
18	500	96x96	55	135	45	0,66	1575	1579			

● Kelvin
27 2700K
30 3000K
40 4000K
TW Tunable White Dali

● Beam
F 27°
W 46°

GU10 LED 230V

W	Dim.	ø	H	α	Kg	CODE	Col.
1x max 50	96x96	55	135	45	0,55	**MS52**	**/01 /02**

Accessori - accessories: MSC11: cassaforma mini sight 1M - wallbox mini sight 1M
MSC21: mini sight telaio per 1M - frame for Mini sight 1M

Da completare con telaio per controsoffitto o cassaforma per cemento/laterizio | To be completed with frame for false ceiling or wallbox brick/concrete
Note: Gli apparecchi con temperatura di colore variabile (Tunable White) vengono forniti comprensivi di alimentatore DALI | The devices with variable color temperature (Tunable White) are supplied with integrated DALI power supply.

MINI SIGHT 2M MINIMAL

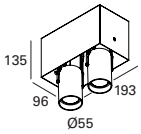

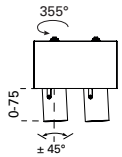

TW

350 500

LED — lm product/beam 3000K

W	mA	Dim.	ø	H	α	Kg	27°	46°	CODE		Col.
24	350	96x193	55	135	45	1,05	2570	2578	**MS60.9**	●●	**/01 /02**
36	500	96x193	55	135	45	1,05	3150	3158			

● Kelvin
27 2700K
30 3000K
40 4000K
TW Tunable White Dali

● Beam
F 27°
W 46°

GU10 LED

W	Dim.	ø	H	α	Kg	CODE	Col.
2x max 50	96x193	55	135	45	1,00	**MS62**	**/01 /02**

Accessori - accessories: MSC12: cassaforma mini sight 2M - wallbox mini sight 2M
MSC22: mini sight telaio per 2M - frame for Mini sight 2M.

Da completare con telaio per controsoffitto o cassaforma per cemento/laterizio | To be completed with frame for false ceiling or wallbox brick/concrete -
Note: Gli apparecchi con temperatura di colore variabile (Tunable White) vengono forniti comprensivi di alimentatore DALI | The devices with variable color temperature (Tunable White) are supplied with integrated DALI power supply.

TELAIO MINI SIGHT MINIMAL

FRAME FOR MINI SIGHT MINIMAL

Telaio ispezionabile da fissare e stuccare nel cartongesso da 15mm. per cartongessi da 13mm spessorare
inspectable frame to be fixed and plastered in 15mm height plasterboard false ceilings

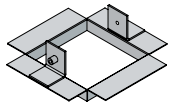

			CODE
MINI SIGHT 1M	98x98	102x102	**MSC21**

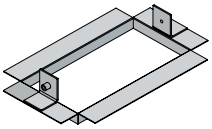

			CODE
MINI SIGHT 2M	99x195	102x199	**MSC22**

CASSAFORMA MINI SIGHT MINIMAL

WALLBOX MINI SIGHT MINIMAL

Cassaforma in lamiera zincata per installazione in laterizio o calcestruzzo - galvanized metal wallbox for installing in brick or reinforced concrete

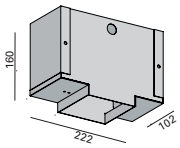

	Dim.	H	CODE
MINI SIGHT1M	102x222	160	**MSC11**

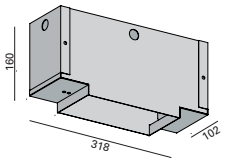

	Dim.	H	CODE
MINI SIGHT2M	102x318	160	**MSC12**

MINI SIGHT 3M MINIMAL

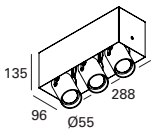

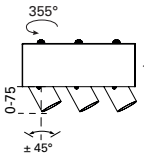

TW

13 vedi accessori CRI >90 IP20 CE

350 500

LED — lm product/beam 3000K

W	mA	Dim.	ø	H	α	Kg	27°	46°	CODE		Col.
36	350	96x288	55	135	45	1,50	3855	3867	**MS70.9**	●●	/01
54	500	96x288	55	135	45	1,50	4725	4737			/02

● Kelvin
27 2700K
30 3000K
40 4000K
TW Tunable white Dali

● Beam
F 27°
W 46°

GU10 LED 230V

W	Dim.	ø	H	α	Kg	CODE	Col.
3x50	96x288	55	135	45	1,25	**MS72**	/01 /02

Accessori - accessories: MSC13: cassaforma mini sight 3M - Wallbox mini sight 3M
MSC23: mini sight telaio per 3M - frame for Mini sight 3M
Da completare con telaio per controsoffitto o cassaforma per cemento/laterizio | To be completed with frame for false ceiling or wallbox brick/concrete
Note: Gli apparecchi con temperatura di colore variabile (Tunable White) vengono forniti comprensivi di alimentatore DALI | The devices with variable color temperature (Tunable White) are supplied with integrated DALI power supply.

MINI SIGHT 4M MINIMAL

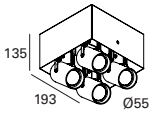

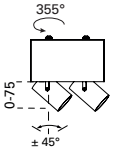

TW

LED — lm product/beam 3000K

350 500

W	mA	Dim.	ø	H	α	Kg	27°	46°	CODE		Col.
48	350	193x193	55	135	45	1,85	5140	5156	**MS80.9**	●●	/01
72	500	193x193	55	135	45	1,85	6300	6316			/02

● Kelvin
27 2700K
30 3000K
40 4000K
TW Tunable White Dali

● Beam
F 27°
W 46°

GU10 LED 230V

W	Dim.	ø	H	α	Kg	CODE	Col.
4x50	193x193	55	135	45	1,41	**MS82**	/01 /02

Accessori - accessories: MSC14: cassaforma mini sight 4M - Wallbox mini sight 4M
MSC24: mini sight telaio per 4M - frame for Mini sight 4M
Da completare con telaio per controsoffitto o cassaforma per cemento/laterizio - | To be completed with frame for false ceiling or wallbox brick/concrete
Note: Gli apparecchi con temperatura di colore variabile (Tunable White) vengono forniti comprensivi di alimentatore DALI | The devices with variable color temperature (Tunable White) are supplied with integrated DALI power supply.

TELAIO MINI SIGHT MINIMAL

FRAME FOR MINI SIGHT MINIMAL

Telaio ispezionabile da fissare e stuccare nel cartongesso da 15mm. per cartongessi da 13mm spessorare
inspectable frame to be fixed and plastered in 15mm height plasterboard false ceilings

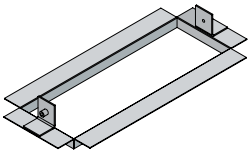

			CODE
MINI SIGHT 3M	99x289	102x293	**MSC23**

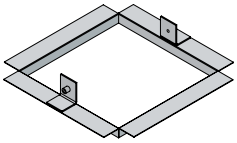

			CODE
MINI SIGHT 4M	195x195	199x199	**MSC24**

CASSAFORMA MINI SIGHT MINIMAL

WALLBOX MINI SIGHT MINIMAL

Cassaforma in lamiera zincata per installazione in laterizio o calcestruzzo - galvanized metal wallbox for installing in brick or reinforced concrete

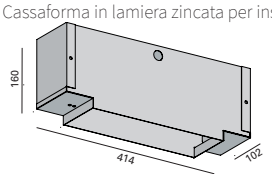

	Dim.	H	CODE
MINI SIGHT3M	102x414	160	**MSC13**

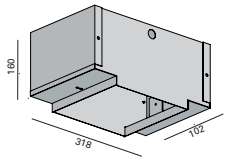

	Dim.	H	CODE
MINI SIGHT4M	198x318	160	**MSC14**

MINI SIGHT FRAME

MINI SIGHT 1 FRAME

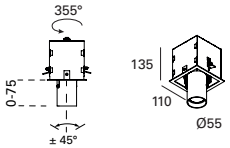

TW

102X102 350 500

LED — lm product/beam 3000K

W	mA	Dim.	ø	H	α	Kg	27°	46°	CODE	Col.
12	350	110x110	55	135	45	0,60	1285	1289	MS10.9	/01 /02
18	500	110x110	55	135	45	0,60	1575	1579		

Kelvin
- **27** 2700K
- **30** 3000K
- **40** 4000K
- **TW** Tunable White Dali

Beam
- **F** 27°
- **W** 46°

GU10 LED 230V

W	Dim.	ø	H	α	Kg	CODE	Col.
1x max 50	110x110	55	135	45	0,62	MS12	/01 /02

Accessori - accessories: MSC01: cassaforma mini sight 1 - wallbox mini sight 1

Note: Gli apparecchi con temperatura di colore variabile (Tunable White) vengono forniti comprensivi di alimentatore DALI | The devices with variable color temperature (Tunable White) are supplied with integrated DALI power supply.

MINI SIGHT 2 FRAME

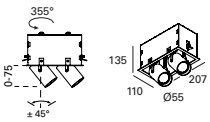

TW

194X102 350 500

LED — lm product/beam 3000K

W	mA	Dim.	ø	H	α	Kg	27°	46°	CODE	Col.
24	350	110x207	55	135	45	1,00	2570	2578	MS20.9	/01 /02
36	500	110x207	55	135	45	1,00	3150	3158		

Kelvin
- **27** 2700K
- **30** 3000K
- **40** 4000K
- **TW** Tunable White Dali

Beam
- **F** 27°
- **W** 46°

GU10 LED 230V

W	Dim.	ø	H	α	Kg	CODE	Col.
2x50	110x207	55	135	45	0,93	MS22	/01 /02

Accessori - accessories: MSC02: cassaforma mini sight 2 - Wallbox mini sight 2

Note: Gli apparecchi con temperatura di colore variabile (Tunable White) vengono forniti comprensivi di alimentatore DALI | The devices with variable color temperature (Tunable White) are supplied with integrated DALI power supply.

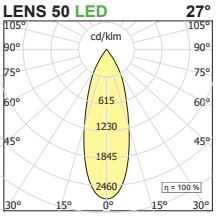

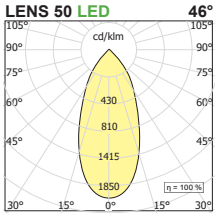

MINI SIGHT 3 FRAME

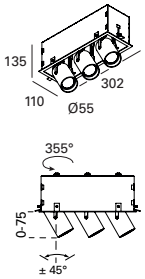

TW

290X102 350 500

LED W	mA	Dim.	H	α	Kg	lm product/beam 3000K 27°	46°	CODE		Col.
36	350	110x302	135	45	1,50	3855	3867	MS30.9	●●	/01 /02
54	500	110x302	135	45	1,50	4725	4737			

● Kelvin
27 2700K
30 3000K
40 4000K
TW Tunable White Dali

● Beam
F 27°
W 46°

Note: Gli apparecchi con temperatura di colore variabile (Tunable White) vengono forniti comprensivi di alimentatore DALI | The devices with variable color temperature (Tunable White) are supplied with integrated DALI power supply.

GU10 LED 230V

W	Dim.	H	α	Kg	CODE	Col.
3x max 50	110x302	135	45	1,44	MS32	/01 /02

Accessori - accessories: MSC03: cassaforma mini sight 3 - Wallbox mini sight 3

MINI SIGHT 4 FRAME

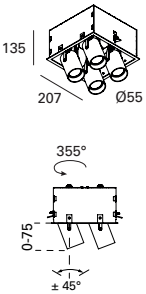

TW

198X192 350 500

LED W	mA	Dim.	ø	H	α	lm product/beam 3000K 27°	46°	CODE		Col.
48	350	207x207	55	135	45	5140	5156	MS40.9	●●	/01 /02
72	500	207x207	55	135	45	6300	6316			

● Kelvin
27 2700K
30 3000K
40 4000K
TW Tunable White Dali

● Beam
F 27°
W 46°

Note: Gli apparecchi con temperatura di colore variabile (Tunable White) vengono forniti comprensivi di alimentatore DALI | The devices with variable color temperature (Tunable White) are supplied with integrated DALI power supply.

GU10 2 LED 30V

W	Dim.	ø	H	α	CODE	Col.
4x max 50	207x207	55	135	45	MS42	/01 /02

Accessori - accessories: MSC04: cassaforma mini sight 4 - Wallbox mini sight 4

CASSAFORMA MINI SIGHT FRAME

WALLBOX MINI SIGHT FRAME

Cassaforma in lamiera zincata per installazione in laterizio o calcestruzzo - galvanized metal wallbox for installing in brick or reinforced concrete

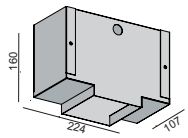

	Dim.	H	CODE
MINI SIGHT1	107x224	160	MSC01

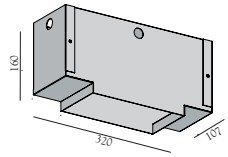

	Dim.	H	CODE
MINI SIGHT2	107x320	160	MSC02

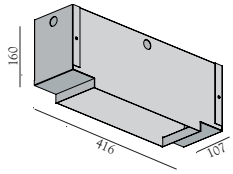

	Dim.	H	CODE
MINI SIGHT3	107x416	160	MSC03

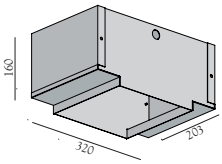

	Dim.	H	CODE
MINI SIGHT4	203x320	160	MSC04

SIGHT

Collezione di proiettori da incasso orientabili trimless o con battuta, con sorgente COB LED. Struttura in acciaio verniciato quadrata o rettangolare ad una o più sorgenti. Gruppo ottico telescopico estraibile e orientabile. La versione trimless necessita obbligatoriamente di controtelaio per installazione su controsoffitti in cartongesso da 13mm. Equipaggiati con LED ad alta resa, CRI >90, dissipatore passivo ad alte prestazioni in alluminio estruso anodizzato nero e riflettore metallizzato in alluminio 99,99%. Da associare a driver remoti stabilizzati in corrente. Equipaggiabile, all'occorrenza, con spettri per orticoltura. Installabile anche in pareti e soffitti in calcestruzzo mediante apposita cassaforma in lamiera zincata disponibile come accessorio Grado di protezione IP20/IP23.

Family of trimless or trimmed adjustable recessed spotlights, with COB LED source. Square or rectangular painted steel structure with one or more light sources. Removable and adjustable telescopic optical unit. The trimless version necessarily requires a counterframe for installation on 13mm plasterboard ceilings. Equipped with high-performance LEDs, CRI> 90, high-performance passive heat sink in black anodized extruded aluminum and metallized reflector in 99.99% aluminum. To be associated with remote drivers. They might be realized, if necessary, with spectra for horticulture. Extruded aluminum formwork for concrete recessed installation available as an accessory. IP20/IP23.

SIGHT MINIMAL

vedi accessori

SIGHT MINIMAL 1M



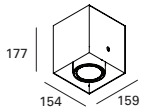

500 700

LED				lm product/beam 3000K					
W	mA	Dim.	H	15°	24°	38°	CODE		Col.
17	500	159x154	177	1930	1827	1905	LT4301M.9	●●	/01
24,3	700	159x154	177	2468	2356	2430			/02

● Kelvin
27 2700K
30 3000K
40 4000K

● Beam
S 15°
F 24°
W 38°

Accessori - accessories: TEIN01M: telaio Incas 1AM - frame Incas 1AM
L085#.A: Anello ø85 con lente - lens with ring ø85

SIGHT MINIMAL 2M

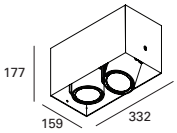

500 700

LED				lm product/beam 3000K					
W	mA	Dim.	H	15°	24°	38°	CODE		Col.
2x17	500	159x332	177	3860	3654	3810	LT4304M.9	●●	/01
2x24,3	700	159x332	177	4936	4712	4860			/02

● Kelvin
27 2700K
30 3000K
40 4000K

● Beam
S 15°
F 24°
W 38°

Accessori - accessories: TEIN02M: telaio Incas 2AM - frame Incas 2AM
L085#.A: Anello ø85 con lente - lens with ring ø85

SIGHT MINIMAL 3M

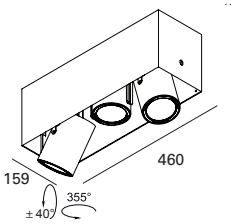

500 700

LED				lm product/beam 3000K					
W	mA	Dim.	H	15°	24°	38°	CODE		Col.
3x17	500	159x460	177	5790	5481	5715	LT4309M.9	●●	/01
3x24,3	700	159x460	177	7404	7068	7290			/02

● Kelvin
27 2700K
30 3000K
40 4000K

● Beam
S 15°
F 24°
W 38°

Accessori - accessories: TEIN03M: telaio incas 3AM - frame Incas 3AM
L085#.A: Anello ø85 con lente - lens with ring ø85

TELAIO SIGHT MINIMAL ISPEZIONABILE PER CARTONGESSO

PLASTERBOARD INSPECTABLE FRAME FOR SIGHT MINIMAL

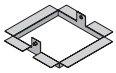

	CODE
162X163	TEIN01M

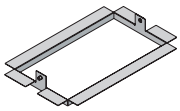

	CODE
316x163	TEIN02M

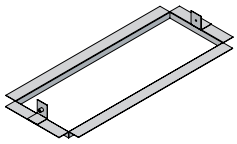

	CODE
470x163	TEIN03M

Telaio ispezionabile da fissare e stuccare nel cartongesso da 15mm. Per cartongessi da 13mm spessorare - Inspectable frame to be fixed and plastered in 15mm height plasterboard false ceilings

SIGHT FRAME

SIGHT FRAME 1F

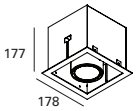

162X162 500 700

LED W	mA	Dim.	H	lm product/beam 3000K 15°	24°	38°	CODE		Col.
17	500	178x178	177	1930	1827	1905	LT4301.9	● ●	/01
24,3	700	178x178	177	2468	2356	2430			/02

● Kelvin
27 2700K
30 3000K
40 4000K

● Beam
S 15°
F 24°
W 38°

Accessori - accessories: L085#.A: Anello ø85 con lente - lens with ring ø85

SIGHT FRAME 2F

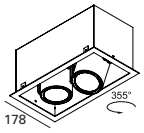

316X162 500 700

LED W	mA	Dim.	H	lm product/beam 3000K 15°	24°	38°	CODE		Col.
2x17	500	178x332	177	3860	3654	3810	LT4304.9	● ●	/01
2x24,3	700	178x332	177	4936	4712	4860			/02

● Kelvin
27 2700K
30 3000K
40 4000K

● Beam
S 15°
F 24°
W 38°

Accessori - accessories: L085#.A: Anello ø85 con lente - lens with ring ø85

SIGHT FRAME 3F

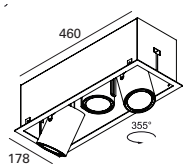

470X162 500 700

LED W	mA	Dim.	H	lm product/beam 3000K 15°	24°	38°	CODE		Col.
3x17	500	178x460	177	5790	5481	5715	LT4309.9	● ●	/01
3x24,3	700	178x460	177	7404	7068	7290			/02

● Kelvin
27 2700K
30 3000K
40 4000K

● Beam
S 15°
F 24°
W 38°

Accessori - accessories: L085#.A: Anello ø85 con lente - lens with ring ø85

LENTI CON ANELLO OPTIONAL
LENSES WITH RING

	ø mm	Kg	CODE	Col.
LENTE SATINATA / SATINED LENS	85	0,02	L085S.A	/01 /02

	ø mm	Kg	CODE	Col.
LENTE ELISSOIDALE / ELIPSOID LENS	85	0,02	L085E.A	/01 /02

	ø mm	Kg	CODE	Col.
LENTE ASIMMETRICA / ASYMMETRIC LENS	85	0,02	L085A.A	/01 /02

	ø mm	Kg	CODE	Col.
FILTRO NIDO D'APE / HONEY COMB LOUVER	85	0,02	L085R.A	/01 /02

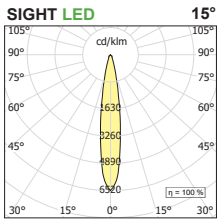

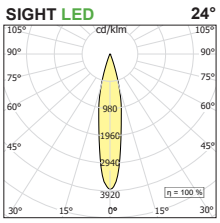

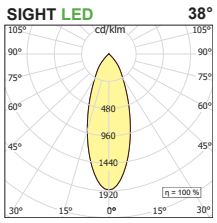

MINI INCAS

DOWNLIGHT

MINI INCAS

Proiettore da incasso, per installazioni trimless o con battuta, dotato di monocolo telescopico estraibile e orientabile, per sorgente LED GU10 230V/240V, con corpo e monocolo telescopico in metallo verniciato.
La versione trimless necessita obbligatoriamente di controtelaio per installazione su controsoffitti in cartongesso da 13mm. Installabile anche in pareti e soffitti in calcestruzzo mediante apposita cassaforma in lamiera zincata disponibile come accessorio. Grado di protezione IP20/IP23

Recessed projector, for trimless or trimmed installations, equipped with removable and adjustable telescopic monocle, for GU10 LED source 230V/240V, with body and telescopic monocle in painted metal.
The trimless version necessarily requires counterframe for installation on 13mm plasterboard false ceilings.
Extruded aluminum formwork for concrete recessed installation available as an accessory. IP20/IP23.

MINI INCAS MINIMAL

vedi accessori 13 CRI >90 IP20 CE

MINI INCAS 1 MINIMAL

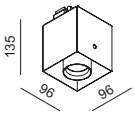

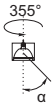

GU10 LED

W	Dim.	H	Kg	CODE	Col.
1x max 50	96x96	135	0,55	**LT1202**	**/01 /02**

Da completare con telaio per controsoffitto o cassaforma per cemento/laterizio | To be completed with frame for false ceiling or wallbox brick/concrete

MINI INCAS 2 MINIMAL

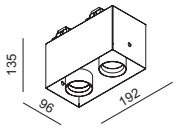

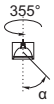

GU10 LED

W	Dim.	H	Kg	CODE	Col.
2xmax 50	96x192	135	1,00	**LT1208**	**/01 /02**

Da completare con telaio per controsoffitto o cassaforma per cemento/laterizio | To be completed with frame for false ceiling or wallbox brick/concrete

MINI INCAS 3 MINIMAL

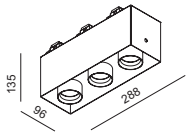

GU10 LED

W	Dim.	H	Kg	CODE	Col.
3x max 50	96x288	135	1,25	**LT1216**	**/01 /02**

Da completare con telaio per controsoffitto o cassaforma per cemento/laterizio | To be completed with frame for false ceiling or wallbox brick/concrete

MINI INCAS FRAME

vedi accessori 13 CRI >90 IP20 CE

MINI INCAS 1 FRAME

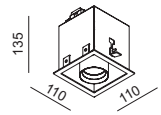

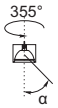

GU10 LED

W	Dim.	H	Kg	CODE	Col.
1x max 50	110x110	135	0,55	**LT1205**	**/01 /02**

MINI INCAS 2 FRAME

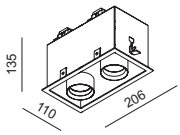

GU10 LED

W	Dim.	H	Kg	CODE	Col.
2xmax 50	110x206	135	1,00	**LT1212**	**/01 /02**

MINI INCAS 3 FRAME

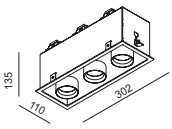

GU10 LED

W	Dim.	H	Kg	CODE	Col.
3x max 50	110x332	135	1,25	**LT1220**	**/01 /02**

CASSAFORME E TELAI - WALLBOXES AND INSPECTABLE FRAME

TELAIO MINI INCAS MINIMAL

FRAME FOR MINI INCAS M

Telaio ispezionabile da fissare e stuccare nel cartongesso da 15mm. per cartongessi da 13mm spessorare
inspectable frame to be fixed and plastered in 15mm height plasterboard false ceilings

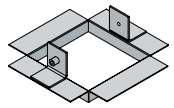

		CODE
MINI INCAS 1M	102x102	**MSC21**

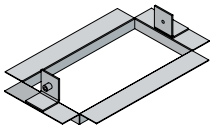

		CODE
MINI INCAS 2M	102x199	**MSC22**

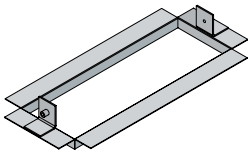

		CODE
MINI INCAS 3M	102x293	**MSC23**

Cassaforma in lamiera zincata per installazione in laterizio o calcestruzzo - galvanized metal wallbox for installing in brick or reinforced concrete

CASSAFORMA MINI INCAS

WALLBOX MINI INCAS

FRAME **MINIMAL**

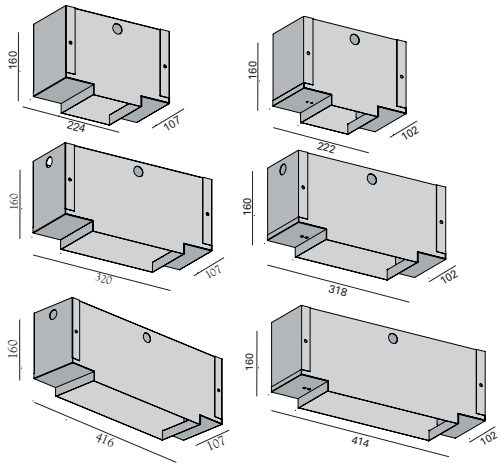

	Dim.	H	CODE
MINI INCAS 1 FRAME	107x224	160	**MSC01**
	Dim.	H	CODE
MINI INCAS 1 MINIMAL	102x222	160	**MSC11**
	Dim.	H	CODE
MINI INCAS2 FRAME	107x320	160	**MSC02**
	Dim.	H	CODE
MINI INCAS 2M MINIMAL	102x318	160	**MSC12**
	Dim.	H	CODE
MINI INCAS3 FRAME	107x416	160	**MSC03**
	Dim.	H	CODE
MINI INCAS 3M MINIMAL	102x414	160	**MSC13**



INCAS

INCAS

Famiglia di incassi orientabili, con sorgente COB LED, per incasso trimless o con battuta. Struttura in acciaio verniciato quadrata o rettangolare ad una o più sorgenti. Gruppo ottico cardanico con orientamento ± 25° sui due assi orizzontali. La versione trimless necessita obbligatoriamente di controtelaio per installazione su controsoffitti in cartongesso da 13mm. Equipaggiati con LED ad alta resa, CRI >90, dissipatore passivo ad alte prestazioni in alluminio estruso anodizzato nero e riflettore metallizzato in alluminio 99,99%. Da associare a driver remoti stabilizzati in corrente. Grado di protezione IP20/IP23.

Family of trimless or trimmed adjustable recessed spotlights, with COB LED source. Square or rectangular painted steel structure with one or more light sources. Cardanic optical unit with ± 25 ° orientation on the two horizontal axes. The trimless version necessarily requires a counterframe for installation on 13mm plasterboard ceilings. Equipped with high-performance LEDs, CRI> 90, high-performance passive heat sink in black anodized extruded aluminum and metallized reflector in 99.99% aluminum. To be associated with remote drivers. IP20/IP23.

Sonny Bono Showroom - Lodi
Photo R. Montillo

INCAS MINIMAL 1

500 700 13 vedi accessori CRI >90 A++ IP20

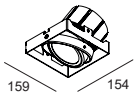

LED W	mA	Dim.	H	lm product/beam 3000K 15°	24°	38°	CODE		Col.
17	500	154x159	140	1930	1827	1905	IN01M.9	●●	/01
24,3	700	154x159	140	2468	2356	2430			/02

● Kelvin
27 2700K
30 3000K
40 4000K

● Beam
S 15°
F 24°
W 38°

Accessori - accessories: TEIN01M: telaio Incas 1AM - frame Incas 1AM
SOLO INSTALLAZIONE A CARTONGESSO - ONLY FOR PLASTERBOARD

INCAS MINIMAL 2

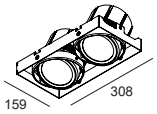

LED W	mA	Dim.	H	lm product/beam 3000K 15°	24°	38°	CODE		Col.
2x17	500	308x159	140	3860	3654	3810	IN02M.9	●●	/01
2x24,3	700	308x159	140	4936	4712	4860			/02

● Kelvin
27 2700K
30 3000K
40 4000K

● Beam
S 15°
F 24°
W 38°

Accessori - accessories: TEIN02M: telaio Incas 2AM - frame Incas 2AM
SOLO INSTALLAZIONE A CARTONGESSO - ONLY FOR PLASTERBOARD

INCAS MINIMAL 3

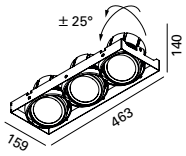

LED W	mA	Dim.	H	lm product/beam 3000K 15°	24°	38°	CODE		Col.
3x17	500	463x159	140	5790	5481	5715	IN03M.9	●●	/01
3x24,3	700	463x159	140	7404	7068	7290			/02

● Kelvin
27 2700K
30 3000K
40 4000K

● Beam
S 15°
F 24°
W 38°

Accessori - accessories: TEIN03M: telaio incas 3AM - frame Incas 3AM
SOLO INSTALLAZIONE A CARTONGESSO - ONLY FOR PLASTERBOARD

TELAIO PER CARTONGESSO OBBLIGATORIO
COMPULSORY PLASTERBOARD FRAME

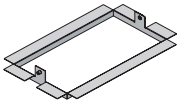

	H	CODE
160x163	13	TEIN01M
314x163	13	TEIN02M
469x163	13	TEIN03M

INCAS 1

500 700 CRI >90 A++ III IP20 700 mA dc 500 mA dc LED incl. CE

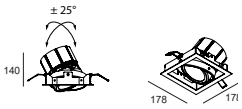

SOLO PER CARTONGESSO - ONLY FOR PLASTERBOARD

8-30 162X162

LED W	mA	Dim.	H	lm product/beam 3000K 15°	24°	38°	CODE		Col.
17	500	178x178	140	1930	1827	1905	IN01.9	●●	/01
24,3	700	178x178	140	2468	2356	2430			/02

● Kelvin
27 2700K
30 3000K
40 4000K

● Beam
S 15°
F 24°
W 38°

INCAS 2

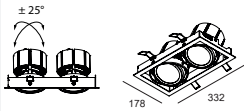

SOLO PER CARTONGESSO - ONLY FOR PLASTERBOARD

8-30 316X162

LED W	mA	Dim.	H	lm product/beam 3000K 15°	24°	38°	CODE		Col.
2x17	500	332x178	140	3860	3654	3810	IN02.9	●●	/01
2x24,3	700	332x178	140	4936	4712	4860			/02

● Kelvin
27 2700K
30 3000K
40 4000K

● Beam
S 15°
F 24°
W 38°

INCAS 3

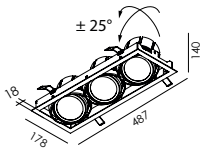

SOLO PER CARTONGESSO - ONLY FOR PLASTERBOARD

8-30 470X162

LED W	mA	Dim.	H	lm product/beam 3000K 15°	24°	38°	CODE		Col.
3x17	500	487x178	140	5790	5481	5715	IN03.9	●●	/01
3x24,3	700	487x178	140	7404	7068	7290			/02

● Kelvin
27 2700K
30 3000K
40 4000K

● Beam
S 15°
F 24°
W 38°

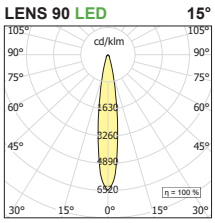

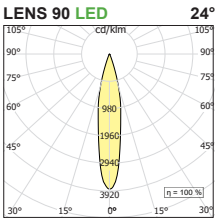

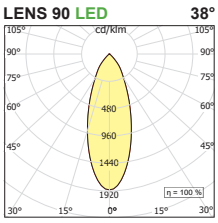

MINIFRAME

MINIFRAME

MINIFRAME

Apparecchio da incasso fisso per sorgente LED integrate o per lampade LED GU10 230V/240V. Alimentazione remota disponibile come accessorio per sorgenti LED intergrate. Corpo e cornice di battuta in metallo verniciato. Installabile, anche, in pareti e soffitti in calcestruzzo o laterizio mediante apposita cassaforma in lamiera zincata disponibile come accessorio. Grado di protezione IP20/IP23.

Fixed recessed luminaire for integrated LED source or for GU10 230V/240V LED Light bulb. Remote power supply available as accessory for the integrated LED sources. Body and frame in painted metal. It can, also, be installed in concrete or brick ceilings using a special galvanized metal outercasing available as accessory. IP20/IP23.

DOWNLIGHT

MINIFRAME 35

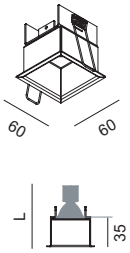

SOLO PER CARTONGESSO - ONLY FOR PLASTERBOARD

500 52X52

LED W	mA	H	lm product/beam 3000K 28°	CODE	Col.
5	500	110	465	**LT4102.9**	/01 /02

Kelvin
30 3000K
27 2700K
40 4000K

Beam
F 28°

MINIFRAME 50

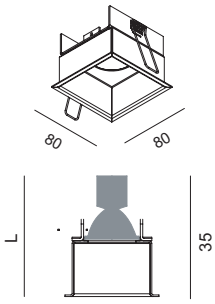

SOLO PER CARTONGESSO - ONLY FOR PLASTERBOARD

350 72X72

LED W	mA	Dim.	L.mm	lm product/beam 3000K 24°	36°	CODE	Col.
6,8	350	80x80	110	330	450	**LT4107.9**	/01 /02

Kelvin
30 3000K
27 2700K
40 4000K

Beam
F 24°
W 36°

350 500

LED W	mA	Dim.	L.mm	lm product/beam 3000K 27°	46°	CODE	Col.
12	350	80x80	130	1285	1289	**LT4118.9**	/01 /02
18	500	80x80	130	1575	1579		

Kelvin
27 2700K
30 3000K
40 4000K

Beam
F 27°
W 46°

PER CARTONGESSO E LATERIZIO - FOR PLASTERBOARD AND CONCRETE

GU10 LED 230V

W	Dim.	L.mm	CODE	Col.
1x max 50	80x80	35+lampadina	**LT4104**	/01 /02

accessori Accessories:
LT4102.CC Cassaforma per laterizio Wallbox for brickwaal

MINIFRAME 35

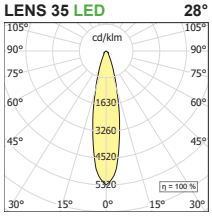

MINIFRAME 50

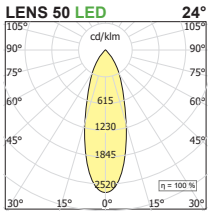

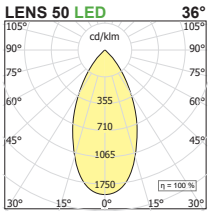

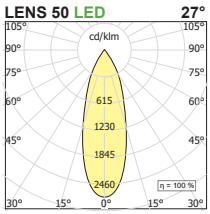

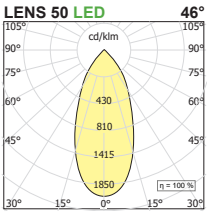

CASSAFORMA
WALLBOX

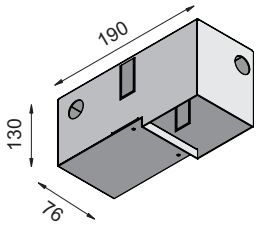

	Dim.	H	CODE
MINIFRAME 50	190X76	130	**LT4102.CC**

INCAS 45 - 90

DOWNLIGHT

INCAS 45-90

Apparecchio da incasso fisso per illuminazione d'accento o diffusa mediante impiego di vetro diffusore satinato disponibile come accessorio. Per sorgente LED integrata o per lampade LED GU10 230V/240V. Alimentazione remota disponibile come accessorio per le sorgenti a LED integrate. Corpo e cornice di battuta metallo verniciato. Installabile, anche, in pareti e soffitti in calcestruzzo o laterizio mediante apposita cassaforma in lamiera zincata disponibile come accessorio. Grado di protezione IP20/IP23.

Fixed recessed luminaire for accent or diffused lighting by using satin diffuser glass available as an accessory. For integrated LED source or for GU10 LED lamps 230V/240V. Remote power supply available as an accessory for the integrated LED sources. Body and frame in painted metal. It can, also, be installed in concrete or brick ceilings using a special galvanized metal outercasing available as accessory. IP20/IP23.



DOWNLIGHT

INCAS 45

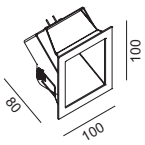

500 92X90

LED			lm product/beam 3000K		
W	mA	Dim.	22°	CODE	Col.
5	500	100x100x80	460	**IN45.930S**	**/01**

QT-14 c G9 230V			
W	Dim.	CODE	Col.
1x max 60	100x100x80	**IN45G9**	**/01**

Accessori - accessories: VT/IN45.90: vetro diffusore satinato incas 45/90 - frosted glass diffuser - CC94: cassaforma incas 90 - 45 - Wallbox incas 90 - 45

INCAS 90

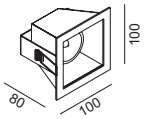

500 92X90

LED			lm product/beam 3000K		
W	mA	Dim.	22°	CODE	Col.
5	500	100x100x80	460	**IN90.930S**	**/01**

GU10 LED			
W	Dim.	CODE	Col.
1x max 50	100x100x80	**IN90GU**	**/01**

Accessori - accessories: VT/IN45.90: vetro diffusore satinato incas 45/90 - frosted glass diffuser - CC94: cassaforma incas 90 - 45 - Wallbox incas 90 - 45

INCAS 45 MICRO

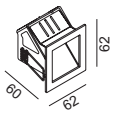

500 12Vac 54X54

LED			lm product/beam 3000K		
W	mA	Dim.	30°	CODE	Col.
1,5	500	62x62x60	136	**IN93L2**	**/01**

QT12-LP GY6,35 12V			
W	Dim.	CODE	Col.
1x max 35	62x62x60	**IN93**	**/01**

Accessori - accessories: VT/IN92: vetro diffusore satinato incas 45/90 MiCRO - frosted glass diffuser - CC94M: cassaforma incas 90 - 45 micro - wallbox incas 90 - 45 micro

Vetro diffusore satinato conferisce al prodotto grado di protezione iP40. | Frosted glass diffuser provides the fixture iP40 protection

INCAS 90 MICRO

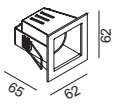

500 12Vac 54X54

LED			lm product/beam 3000K		
W	mA	Dim.	30°	CODE	Col.
1,5	500	62x62x65	136	**IN92L2**	**/01**

QR-CB35 GU4 12V			
W	Dim.	CODE	Col.
1xmax 35	62x62x65	**IN92**	**/01**

Accessori - accessories: VT/IN92: vetro diffusore satinato incas 45/90 MiCRO - frosted glass diffuser - CC94M: cassaforma incas 90 - 45 micro - wallbox incas 90 - 45 micro

Vetro diffusore satinato conferisce al prodotto grado di protezione iP40 | frosted giass diffuser provides the fixture iP40 protection

VETRO DIFFUSORE SATINATO
FROSTED GLASS DIFFUSER

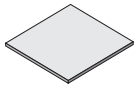

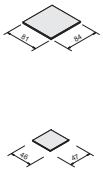

		CODE
INCAS 45/90	81X84	**VT/IN45.90**
INCAS45/90 MICRO	46X47	**VT/IN92**

L'inserimento di questo accessorio eleva il grado di protezione dell'apparecchio ad IP40 e IP43 | the inclusion of this accessoriy raiss the protection degree of the lamp to IP40 and IP43

CASSAFORMA
WALLBOX

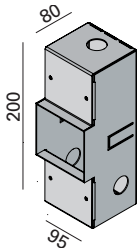

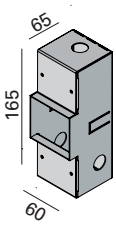

	CODE
INCAS 45/90	**CC94**
INCAS 45/90 MICRO	**CC94M**

Cassaforma in lamiera zincata per installazione in laterizio o calcestruzzo - galvanized metal wallbox for installing in brick or reinforced concrete



STEP



STEP

Apparecchio da incasso a parete per illuminazione segnapasso direzionata con angolo di 20°, per sorgente LED integrata con alimentazione remota disponibile come accessorio. Corpo e cornice di battuta in metallo verniciato. Installabile anche in pareti e soffitti in calcestruzzo mediante apposita cassaforma in lamiera zincata disponibile come accessorio. Grado di protezione IP20.

Recessed wall luminaire for path lighting with 20 ° angle, for integrated LED source with remote power supply available as accessory. Body and frame in painted metal. It can, also, be installed in concrete or brick ceilings using a special galvanized metal outercasing available as accessory. IP20.



DOWNLIGHT

STEP 75

29X69

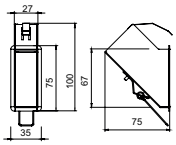

LED W	mA	Dim.	H	Kg	lm product/beam 3000K 16°	CODE	Col.
1,5	500	27x75	67	0,2	252	**LT1983BC**	**/01 /02**

Accessori - accessories: LT1992: cassaforma step 75 - Wallbox step 75

STEP 150

29X144

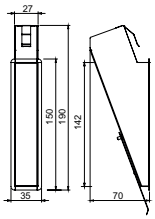

LED W	mA	Dim.	H	Kg	lm product/beam 3000K 16°	CODE	Col.
1,5	500	27x70	142	0,4	252	**LT1982BC**	**/01 /02**

Accessori - accessories: LT1991: cassaforma step 150 - Wallbox step 150

STEP 300

29X372

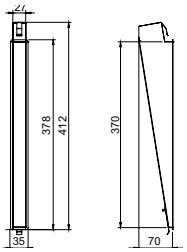

LED W	mA	Dim.	H	Kg	lm product/beam 3000K 16°	CODE	Col.
1,5	500	27x70	370	0,7	252	**LT1981BC**	**/01 /02**

Accessori - accessories: LT1990: cassaforma step 300 - Wallbox step 300

STEP LED

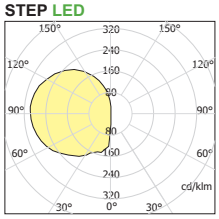

CASSAFORMA
WALLBOX

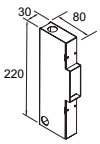

	Dim.	H	CODE
STEP75	30x80	220	**LT1992**

Idonea anche per calcestruzzo. Suitable also for brickwall.

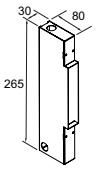

	Dim.	H	CODE
STEP150	30x80	265	**LT1991**

Idonea anche per calcestruzzo. Suitable also for brickwall.

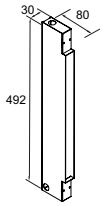

	Dim.	H	CODE
STEP300	30x80	492	**LT1990**

Idonea anche per calcestruzzo. Suitable also for brickwall.

DOWNLIGHT

WINDOW

WINDOW

WINDOW

Apparecchio da incasso a parete per illuminazione indiretta, completo di sorgente lineare LED da completare con driver remoto come accessorio. Disponibile in versione con cornice di battuta o trimless. Corpo e cornice di battuta in metallo verniciato. Particolari meccanici in acciaio. Completo di schermo di protezione. Installabile anche in pareti e soffitti in calcestruzzo mediante apposita cassaforma in lamiera zincata disponibile come accessorio. Grado di protezione IP20.

Recessed wall fixture for indirect lighting, LED linear integrated source to be completed with remote driver as accessory. Available in version with trimm or trimless. Body and frame in painted metal. Mechanical parts in steel. Complete with protection screen. It can, also, be installed in concrete or brick ceilings using a special galvanized metal outercasing available as accessory. IP20.

DOWNLIGHT

WINDOW FRAME

WINDOW 224

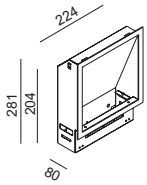

208x208

LED

W	mA	lm prod	CODE		Col.
12,4	350	770	**WI001.9**	●	**/01**

● Kelvin (optional)

27 2700K
30 3000K
40 4000K

Accessori - accessories: LT1692: 224 - 224

WINDOW 306

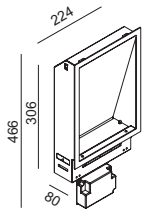

290x208

LED

W	mA	lm prod	CODE		Col.
12,4	350	770	**WI011.9**	●	**/01**

● Kelvin (optional)

27 2700K
30 3000K
40 4000K

Accessori - accessories: LT1693: 306 - 306

CASSAFORMA
WALLBOX

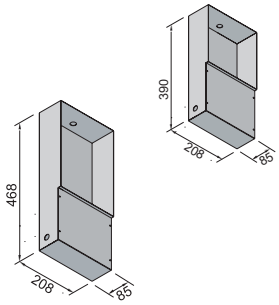

CODE
LT1692

Cassaforma in lamiera zincata da murare in pareti di laterizio o calcestruzzo per l'articolo WINDOW 224. | Galvanized sheet formwork to be installed in brick or concrete walls for window 224

CODE
LT1693

Cassaforma in lamiera zincata da murare in pareti di laterizio o calcestruzzo per l'articolo WINDOW 306. | Galvanized sheet formwork to be installed in brick or concrete walls for window 306.
Solo per versioni con cornice. Only for frame version

WINDOW MINIMAL

WINDOW M 224

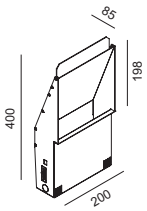

200X200

LED

W	mA	lm prod	CODE		Col.
12,4	350	770	**WI101.9**	●	**/01**

● Kelvin (optional)

27 2700K
30 3000K
40 4000K

Per installazione in pareti di laterizio **non** necessita di cassaforma/ For installation in brick walls does not require wallbox

WINDOW M 306

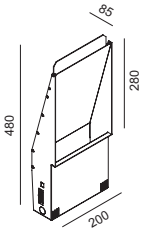

282X200

LED

W	mA	lm prod	CODE		Col.
12,4	350	770	**WI111.9**	●	**/01**

● Kelvin (optional)

27 2700K
30 3000K
40 4000K

Per installazione in pareti di laterizio **non** necessita di cassaforma/ For installation in brick walls does not require wallbox.

WINDOW LED

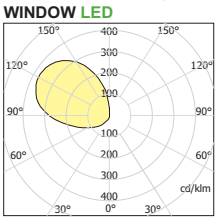

DOWNLIGHT

GUIDA ALLA LETTURA - *READING GUIDE*

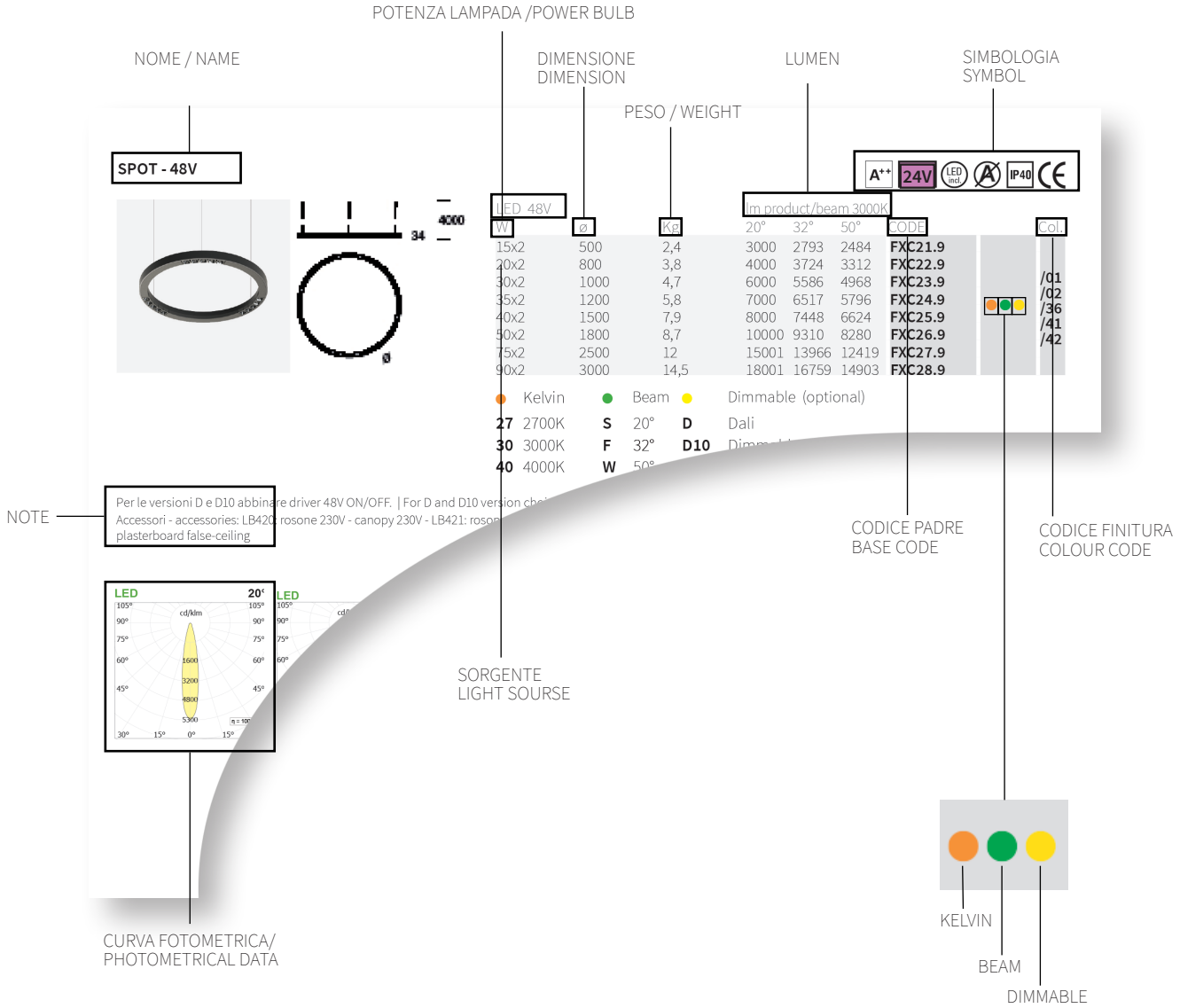

HOW TO CREATE THE CODE:

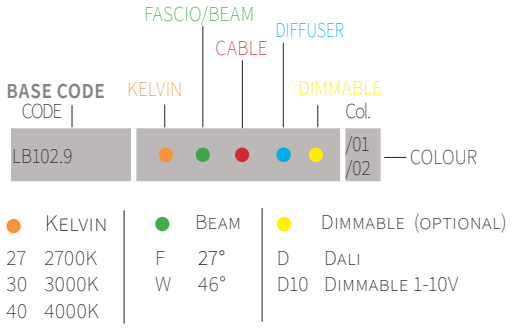

LB102.930FD/01: proiettore LBS 3000 Kelvin fascio 27° dimmerabile con protocollo DALI
projector LBS 3000 Kelvin beam 27° dimmable whit DALI protocol

ALIMENTATORI - POWER SUPPLIES
p. 632

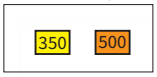

GRADO DI PROTEZIONE IP - DEGREE OF PROTECTION IP
p. 634

LIVELLO DI ILLUMINAMENTO - LIGHTING LEVEL
p. 635

TAGLI A MISURA - CUSTOM CUTS
p. 637

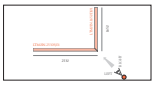

SIMBOLOGIA - SYMBOLS
p..copertina



COLORI - FINISHING
p..copertina

INDICE CODICI - INDEX CODE p. 638

ALIMENTATORI - *POWER SUPPLIES*

ATTENZIONE: NEL CASO DI INSERIMENTO IN UN FORO ISPEZIONABILE SI PREGA DI PORRE LA NECESSARIA ATTENZIONE ALLE MISURE DELL'ALIMENTATORE: AXB L E Ø
ATTENTION: IN CASE OF INSTALLATION IN AN INSPECTABLE HOLE PLEASE PAY ATTENTION TO THE POWER SUPPLY MEASUREMENTS: AXB L AND Ø

		NOTE	TAGLIO DI FASE TRAILING EDGE - LEADING EDGE	DALI	TOUCH & DIMM	1-10 V	I	V IN	V OUT RANGE	W	AXB mm	L mm	FORO Ø mm	IP
350	AE350.8C						350	100÷240V	0÷24	0÷8	35x21,5	60	42	20
	AE350.10C						350	220÷240V	9÷31	3÷10	37x21	80	45	20
	AE350.10CD		X				350	220÷240V	9÷31	3÷10	37x21	80	45	20
	AE350.12C						350	220÷240V	8÷36	3÷12	45x19	123	49	20
	AE350.16CD		X				350	220÷240V	29÷46	10÷16	38x29	131	46	20
	AE350.16C						350	220÷240V	12÷46	4,2÷16	38x29	131	46	20
	AE700.20CD.MP	to be set at 350mA		X			350	100÷264V	0÷43	0÷15	52x22	111	55	20
	AE700.20C.10V.MP	to be set at 350mA			X	X	350	100÷264V	0÷57	0÷15	52x22	111	55	20
	AE350.25C						350	198-264Vac	10÷72	5÷25	38x29	131	46	20
	AE350.25CD		X				350	198-264Vac	45÷72	16÷25	38x29	131	46	20
	AE350.50C						350	198÷264V	66÷143	23÷50	70,2x32	170,5	73	20
	AE1050.50CD.MP	to be set at 350mA		X	X	X	350	220÷240V	0÷74	0÷25	79x22	124	84	20
	AE700.50CD.MP	to be set at 350mA		X	X	X	350	99÷264V	0÷112	0÷40	79x22	124	84	20
500	AE500.6C						500	220÷240V	32÷5	16÷25	38x29	131	46	20
	AE500.10C						500	100÷264V	0÷43	0÷20	52x22	111	55	20
	AE500.10CD		X				500	100÷264V	0÷43	0÷20	52x22	111	55	20
	AE500.16C						500	100÷264V	0÷47	0÷24	67x21	103	72	20
	AE500.16CD		X				500	220÷240V	0÷72	0÷35	79x22	124	84	20
	AE500.20C1						500	100÷264V	0÷45	0÷20	38x28	122	48	20
	AE500.25C						500	100÷264V	0÷47	0÷24	67x21	103	72	20
	AE500.25CD		X				500	100÷264V	10÷50	5÷25	67x21	103	46	20
	AE700.20C.10V.MP	to be set at 500mA			X	X	500	100÷264V	0÷47	0÷24	67x21	103	72	20
	AE700.20C.MP	to be set at 500mA					500	220÷240V	9÷21	4÷10	37x21	80	46	0
	AE700.20CD.MP	to be set at 500mA		X			500	198÷264V	0÷40	0÷20	52x22	111	55	20
	AE700.32C.10V.MP	to be set at 500mA			X	X	500	100÷264V	0÷43	0÷20	52x22	111	55	20
	AE700.32CD.MP	to be set at 500mA		X			500	220÷240V	20÷32	10÷16	38x29	131	46	20
	AE1050.50C.MP	to be set at 500mA					500	90÷264V	0÷12	0÷6	35x21.5	68	38	20
	AE1050.50CD.MP	to be set at 500mA		X	X	X	500	198÷264V	0÷40	0÷20	52x22	111	55	20
700	AE700.11C						700	220÷240V	0÷16	0÷11	22X19	158	32	20
	AE700.10C						700	220÷240V	6÷16	4÷10	37x21	80	45	20
	AE700.10CD		X				700	220÷240V	6÷16	4÷10	37x21	80	45	20
	AE700.16C						700	198÷264V	6÷23	4,2÷16	38x29	131	46	20

	NOTE	TAGLIO DI FASE Trailing edge - Leading edge	DALI	TOUCH & DIMM	1-10 V	I	V IN	V OUT RANGE	W	AXB mm	L mm	FORO Ø mm	IP
AE700.16CD		X				700	198÷264V	14÷23	10÷16	38x29	131	46	20
AE700.20CD.MP			X			700	100÷264V	0÷28	0÷20	52x22	111	55	20
AE700.20C.10V.MP	to be set at 700mA			X	X	700	100÷264V	0÷28	0÷20	52x22	111	55	20
AE700.25C						700	220÷240V	21÷36	15÷25	38x29	131	46	20
AE700.25CD		X				700	220÷240V	23÷37	16÷25	52x22	111	46	20
AE700.32C1.MP	to be set at 700mA					700	100÷264V	0÷46	0÷32	67x21	103	72	20
AE700.32CD.MP	to be set at 700mA		X			700	100÷264V	0÷46	0÷32	67x21	103	72	20
AE700.32C.10V.MP	to be set at 700mA			X	X	700	100÷264V	0÷46	0÷32	67x21	103	72	20
AE1050.50C.MP	to be set at 700mA		X	X	X	700	100÷264V	2÷71	0÷50	79x22	124	84	20
AE1050.50CD.MP	to be set at 700mA		X	X	X	700	100÷264V	2÷71	0÷50	79x22	124	84	20
900 AE1050.50C.MP	to be set at 900mA					900	100÷264V	2÷55	0÷50	79x22	124	84	20
AE1050.50CD.MP	to be set at 900mA		X	X	X	900	220÷240V	2÷66	0÷50	79x22	124	84	20
TW AE105038CD2C.MP	to be set at 350/500/700/900mA		X	X		350	220÷240V	20-50	17,5	70X31	215	75	20
						500			25				
						700			35				
						900			38				
24V AE30.24VL						max 1,2 A	220÷240V	24	30	30x16	251	34	20
AE20.24V						max 0,8 A		24	20	38x29	131	48	20
AE50.24V						max 2 A	220÷240V	24	50	60x36	225	70	20
AE75.24V						max 3 A	210÷230V	24	75	63X30	194	65	20
AE100.2.24V						max 4 A	220÷240V	24	100	70x35	201	79	20
AE100.24VIP						max 4 A	220÷240V	24	100	63x40,5	270	76	67
AE100D.24V			X			max 4 A	100÷250V	24	100	75x35	210	83	20
AE100D.24V.4ALL			X	X		max 4 A	220÷240V	24	100	43X30	295	55	20
AE150.24VIP						max 6 A	120÷240V	24	150	69x37	210	78	67
AE150D.24VIP			X			max 6 A	220÷240V	24	150	63x35	220	73	67
AE150D.24V.4ALL			X	X		max 6 A	220÷240V	24	150	43X30,5	325	55	20
48V AE50.48V						max 1,0 A	220-240V	48	50	60x36	225	70	20
AE75.48V						max 1,5 A	220-240V	48	75	60x36	225	70	20
AE100.48V						max 2,0 A	90-264V	48	100	69,5x39	200,5	80	20
AE150.48V						max 3,1 A	220-240V	48	150	60X49	240	80	20
12Vac TRAS/70D		X				max 5,8	230-240V	12Vac	2,5÷50led 2,5÷70Hal	32x20	120	40	20
TRAS/105D		X				max 8,75	220-240V	12Vac	5÷55 led 20÷105Hal	35x22	117	42	20

GRADI DI PROTEZIONE IP
DEGREE OF PROTECTION IP

IP X X x x

Lettere **IP** (protezione internazionale) **IP** refences (international Protection)
Prima parte *First part* 0-6
Seconda parte *Second part* 0 - 8
Terza parte *Third part* A, B, C o D
Quarta parte *Forth part* F, H, M, S, W

La norma europea EN 60529/1997 e la norma tedesca DIN 40050 Parte 9 costituiscono, in combinazione, un documento esaustivo per quel che riguarda i gradi di protezione degli involucri. L'obiettivo di queste norme è quello di: 1) Definire i gradi di protezione degli involucri per apparecchiature elettriche in relazione a: a) Protezione di persone contro il contatto con parti pericolose all'interno degli involucri; b) Protezione delle apparecchiature contenute negli involucri contro l'ingresso di corpi solidi; c) Protezione delle apparecchiature contenute negli involucri contro l'ingresso dannoso dell'acqua. 2) Designare e classificare i gradi di protezione. 3) Stabilire i requisiti per ciascuna designazione. 4) Definire le prove di verifica. Queste norme classificano i gradi di protezione degli involucri attraverso il codice IP. Il codice IP (International Protection oppure Ingress Protection) è costituito da 4 parti caratteristiche che identificano e caratterizzano il grado di protezione di un involucro.
The European EN 60529 standard and the German DIN 40050 standard, part 9, are, combined, an exhaustive document as concerns the degrees of protection provided by enclosures. The object of this standard is to give: 1) Definitions for the degrees of protection provided by enclosures for electrical equipment as regards: a) Protection of persons against contact with hazardous parts inside the enclosures; b) Protection of the equipment inside the enclosures against ingress of solid foreign objects; c) Protection of the equipment inside the enclosures against the harmful effects due to the ingress of water. 2) Designations and classification for the degrees of protection. 3) Requirements for each designation. 4) Tests to be performed These Standards classify the degree of protection of the enclosures with the IP code. The IP code (International Protection or Ingress Protection) is made by 4 parts which identify and characterize the degree of protection provided by the enclosure.

Prima parte, indica la protezione dell'individuo contro la penetrazione di corpi solidi e contro l'accesso anche attraverso attrezzi impugnati da una persona. | *First part indicates the protection of the equipment against the ingress of solid foreign objects and the protection against access to hazardous parts also by means of tools in the hands of a person.*

P0_	Non protetto. *Non-protected.*
IP1_	Protetto contro corpi solidi di diametro ≥ 50 mm. *Protected against solid foreign objects ≥ 50 mm in diameter.* Protetto contro l'accesso col dorso della mano. *Protected against access with the back of hand.*
IP2_	Protetto contro corpi solidi di diametro ≥ 12,5 mm. *Protected against solid foreign objects ≥ 12,5 mm in diameter.* Protetto contro l'accesso con un dito. *Protected against access with a finger.*
IP3_	Protetto contro corpi solidi di diametro ≥ 2,5 mm. *Protected against solid foreign objects ≥ 2,5 mm in diameter.* Protetto contro l'accesso con un utensile, per esempio un cacciavite. *Protected against access with a tool, for instance with a screwdriver.*
IP4_	Protetto contro corpi solidi di diametro ≥ 1 mm. *Protected against solid foreign objects ≥ 1 mm in diameter.* Protetto contro l'accesso con un filo. *Protected against access with a wire.*
IP5_	Protetto parzialmente contro la polvere. La penetrazione non è totalmente esclusa, ma essa non deve inficiare il buon funzionamento dell'apparecchiatura o pregiudicarne la sicurezza. *Partially dust-protected. Ingress of dust is not totally prevented, but the dust must not enter in sufficient quantity to interface with satisfactory operation of the equipment or compromise its safety.* Protetto parzialmente contro l'accesso di polvere o di un filo sottile. *Ingress of dust is not totally prevented, protected against access with a thin wire.*
IP6_	Protetto totalmente contro la polvere. *Dust-tight. Protection against ingress of dust.* Totalmente protetto dalla polvere. *No ingress of dust, complete protection against contact (dust tight).*

Seconda parte, indica il grado di protezione contro gli effetti dannosi sull'apparecchiatura dovuti alla penetrazione di acqua nell'involucro. Se non è prevista protezione contro l'ingresso di acqua la cifra deve essere sostituita dalla lettera X. Questa parte può essere costituita da livelli aggiuntivi presenti nella norma DIN 40050-9. | *Second part indicates the degree of protection against the harmful effects due to the ingress of water inside the enclosure. If a protection against the ingress of water is not foreseen, the characteristic numeral must be replaced by letter X. This part may consist of additional levels contained in the DIN 40050-9 standard.*

IP_0	Non protetto. *Non-protected.*
IP_1	Protetto contro la caduta verticale di gocce d'acqua. *Protected against the vertical water dripping*
IP_2	Protetto contro la caduta verticale di gocce d'acqua con inclinazione dell'involucro fino a 15°. *Protected against the water dripping when the enclosure is tilted at an angle up to to 15°.*
IP_3	Protetto contro la pioggia (con inclinazione dell'involucro fino a 60°). *Protected against rain (enclosure tilted up to 60°).*
IP_4	Protetto contro gli spruzzi d'acqua (acqua spruzzata da tutte le direzioni). *Protected against spraying (water sprayed from any direction).*
P_5	Protetto contro i getti d'acqua (da tutte le direzioni). *Protected against water jets (from any direction).*
IP_6	Protetto contro i getti d'acqua potenti (da tutte le direzioni). *Protected against powerful water jets (from any direction.*
IP_7	Protetto contro gli effetti dell'immersione temporanea (fino a 1 m). *Protected against the effects of temporary immersion (up to 1 m).*
IP_8	Protetto contro gli effetti dell'immersione continua (oltre 1 m). *Protected against the effects of continuous immersion (beyond 1 m).*

Terza parte, è la prima lettera addizionale ed indica il grado di protezione contro l'accesso umano a parti pericolose. Essa viene utilizzata nel caso in cui la protezione contro l'accesso a parti pericolose da parte delle persone è effettivamente superiore a quella indicata dalla prima parte, quando quindi non vi è corrispondenza tra il grado di protezione delle persone contro l'accesso a parti pericolose e il grado di protezione contro l'ingresso di corpi solidi estranei; oppure quando non è indicato il grado di protezione contro l'ingresso di corpi solidi (quindi la prima parte è sostituita da una X) ma solo il grado di protezione contro l'accesso umano.
Third part is the first additional letter and indicates the degree of protection for persons against the access to hazardous parts. It is used when the protection for persons against access to hazardous parts is higher than the one indicated by the first part, usually when there is no coincidence between the degree of protection for persons and the degree of protection against the ingress of solid foreign objects; when the degree of protection against solid foreign objects is not indicated (the first part is replaced by a X), but only the degree of protection for persons.

a	Protetto contro l'accesso col dorso della mano. *Protected against access with the back of hand.*
b	Protetto contro l'accesso con un dito. *Protected against access with a finger.*
c	Protetto contro l'accesso con un utensile, per esempio un cacciavite. *Protected against access with a tool, for instance with a screwdriver.*
d	Protetto contro l'accesso con un filo. *Protected against access with a wire.*

Quarta parte, dopo la seconda cifra caratteristica o dopo la lettera supplementare, può essere presente una lettera addizionale che fornisce informazioni ulteriori sulla protezione del materiale.
Fourth part, after the second part or after the supplementary letter, an additional letter can be appended to provide further information related to the protection of the device.

F	Resistente agli olii. Oil resistant.
H	Apparecchiatura ad alta tensione. *High-voltage equipment.*
M	Provato contro gli effetti dannosi dovuti all'ingresso di acqua quando le sue parti sono in movimento. *Tested against the harmful effects due to the ingress of water when its movable parts are in motion.*
S	Provato contro gli effetti dannosi dovuti all'ingresso di acqua quando le sue parti non sono in movimento. *Tested against the harmful effects due to the ingress of water when its movable parts are not in motion.*
W	Adatto all'uso in condizioni atmosferiche specifiche e dotato di misure o procedimenti protettivi addizionali. *Suitable for use under specific atmospheric conditions and provided with additional protective measures or proceedings*

LIVELLO DI ILLUMINAMENTO - LIGHTING LEVEL UNI 10380/A1

AMBIENTI MEDICI: 500→750→1000 CAMERE DI DEGENZA, SALE OPERATORIE, AMBULATORI, PRONTO SOCCORSO, CORSIE, CAMERE ASETTICHE	*Medical space: 500→750→1000* *medical rooms, operating rooms, autpatient wards, emergency treatment rooms, wards, aseptic rooms*
SCUOLE: 300→500→750 AULE, LOCALI DIDATTICI, LABORATORI, SALE RIUNIONI	*School: 300→500→750* *Classrooms, lab and artistic activity-zones,meeting rooms.*
UFFICI CON VIDEOTERMINALI: 200→300→500 CON ATTIVITÀ A VIDEO SUPERIORE ALLE 6 ORE CONTINUATIVE	*Offices with videoterminals: 200→300→500* *with video work more than 6 hours*
OPEN SPACE: 200→300→500 UFFICI, GRANDI AREE, AMBIENTI PUBBLICI, SALE D'ATTESA	*Open spaces: 200→300→500* *officies, big areas, public spaces, waiting rooms*
ARTE E CULTURA: 150→200→300 CINEMA, TEATRI, MUSEI, GALLERIE, CHIESE, BIBLIOTECHE, AUDITORI, MONUMENTI	*Art and culture: 150→200→300* *cinemas, theatres, museums, galleries, churches, libraries, auditoriums, monuments*
AMBIENTI COMUNI: 150→200→300 CORRIDOI, GIRO SCALE, ASCENSORI	*Share spaces: 150→200→300* *corridors, stairs, lifts*
CENTRI COMMERCIALI: 500→750→1000 NEGOZI IN GENERE, SALE ESPOSIZIONI, VETRINE, SUPERMERCATI, AEROPORTI, FACCIATE DI NEGOZI	*Shopping centres: 500→750→1000* *shops in general, showrooms, shop windows, supermarkets, airports, shop fronts*
LOCALI SECONDARI: 150→200→300 SALE MACCHINE, CANTINE, GUARDAROBA, DEPOSITI, BOX, SPOGLIATOI, CUCINE, BAGNI	*Secondary spaces: 150→200→300* *Cellars, workshops, cloakrooms, deposits, boxes, bathrooms, kicthens, dressingrooms.*
LOCALI GENERALI: 150→200→300 ABITAZIONI, ALBERGHI, CAMERE	*General spaces: 150→200→300* *residential areas, hotels, rooms*
INDUSTRIE ALIMENTARI: 200→300→500	*Food industries: 200→300→500*
RISTORANTI, BAR, MENSE: 150→200→300	*Resturants, bars: 150→200→300*
UFFICI TECNICI: 500→750→1000	*Technical officies: 500→750→1000*

CUSTOM CUTS

How to order profiles, diffusers, shapers or heatsinks in a non-standard linear lenght or with ends 45°-angle cut.

A) PROFILE, DIFFUSER, SHAPERS, HEATSINK OF A NON-STANDARD LINEAR LENGHT

- choose the "misura /XX" ref. code of the desired product
- replace the word "misura" with the desired lenght in mm.
- to calculate the price follow the instructions reported on the pricelist.
  Example
  MINIFILE Ceiling profile white of 2.530 mm. LTM00.misura becomes LTM00.2530/01

B) PROFILE, DIFFUSER, SHAPERS, HEATSINK WITH ONE OR BOTH ENDS 45°- ANGLE CUT

- choose the "misura /XX" ref. code of the desired product
- replace the word "misura" with the desired lenght in mm.
- Add to the dimension the letters D (right), S (left), L (right/left), Z (left/left), R (right/right) or G (wall/ceiling) according to the desired cut, following the examples hereunder
- to calculate the price follow the instructions reported on the pricelist.
  Examples (see above)

"L" SHAPED COMPOSITION OF MINIFILE RECESSED PROFILES WHITE, 2.530 X 1.650 MM. AND RELATIVE 45°-ANGLE LEFT AND RIGHT CUTS.

PLAN VIEW FROM ABOVE

"U" SHAPED COMPOSITION OF MINIFILE RECESSED PROFILES WHITE, 2.530 X 1.650 X 2.530 MM. AND RELATIVE 45°-ANGLE LEFT AND RIGHT CUTS

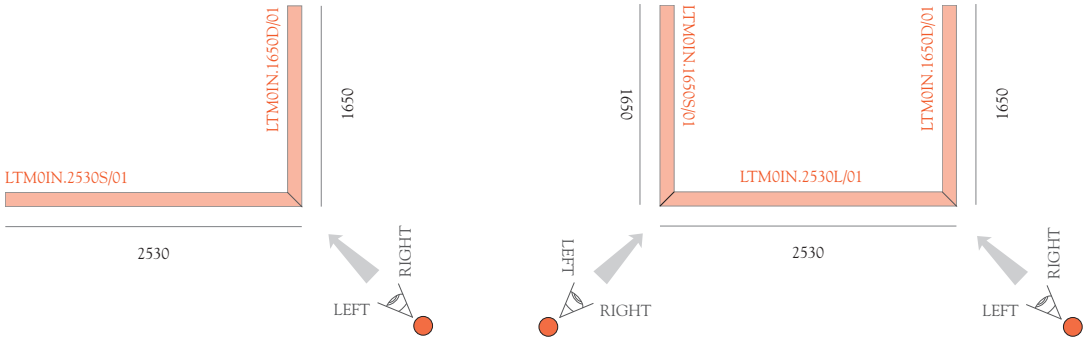

POSITIONING TO DETERMINE LEFT/RIGHT CUT

"Z" shaped composition of MINIFILE Recessed profiles white, 2.530 x 1.650 x 2.530 mm. and relative 45°-angle Left and Right cuts.

"Wall-ceiling" shaped composition of MINIFILE Recessed profiles white, 2.530 x 1.650 mm. and relative 45° angle cuts.

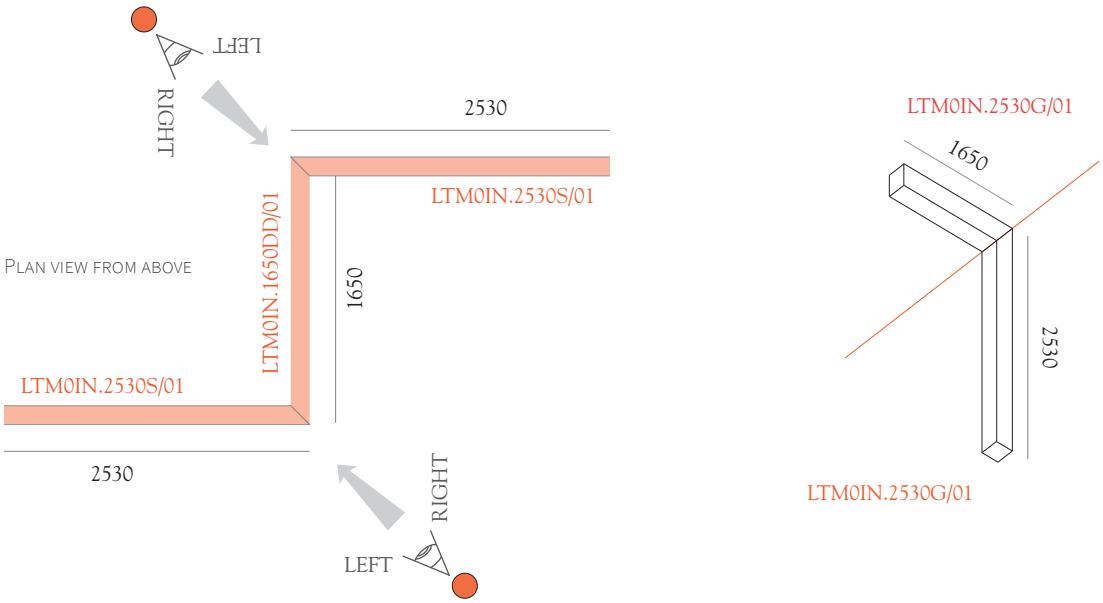

POSITIONING TO DETERMINE LEFT/RIGHT CUT

IMPORTANT NOTES

Note: slight colour temperature variations of the LED's sources are to be considered normal (particularly, due to the technical development and to the change of the luminous flux caused by their use, the LED modules delivered subsequently to the first delivery may differ in the luminous flux and light colour). To define the lenght of the wallboxes with custom length LTMF.misura / LTF1.misura / LTF2.misura: add 3 mm. to the total length of the product going inside the wallbox itself. To define the lenght of the Container with custom length LTMF.misura / LTF1.misura / LTF2.misura: add 8 mm. to the total length of the product going inside the Container itself. 230V/12V transformer's compatibility with LED lamps.
The 230Vac/12Vac transformers presented on this catalogue have been tested with the leading LED lamps manufacturers. Due to the pace of the technological update of them, Lucifero's cannot guarantee their universal compatibility with its transformers. For more info visit our website www.luciferos.it.
Max weight of 12V QR-LP 111 LED lamps. The maximum allowed weight of 12V QR-LP 111 LED lamps is of 275 gr.

TAGLI A MISURA

Come ordinare profili, diffusori, sagomatori, dissipatori di lunghezza lineare non standard o con l'estremità tagliata a 45°

A) PROFILO, DIFFUSORE, SAGOMATORI, DISSIPATORE DI LUNGHEZZA LINEARE NON STANDARD

- Scegliere il codice ".misura/XX" del prodotto desiderato
- Sostituire alla parola "misura" la lunghezza desiderata in mm.
- Calcolare il prezzo seguendo le istruzioni riportate sul listino prezzi

  Esempio:

  Profilo MINIFILE Soffitto bianco di lunghezza 2.530 mm. LTM00.misura → diventa LTM00.2350/01

B) PROFILO, DIFFUSORE, SAGOMATORI, DISSIPATORE CON UNA O DUE ESTREMITA' TAGLIATE A 45°

- Scegliere il codice ".misura/XX" del prodotto desiderato
- Sostituire alla parola "misura" la lunghezza desiderata in mm.
- Aggiungere alla misura le lettere D (destro), S (sinistro), L (sinistro/destro), Z (sinistro/sinistro), R (destro/destro) o G (parete/soffitto) a seconda del taglio desiderato, seguendo gli esempi sotto riportati
- Calcolare il prezzo seguendo le istruzioni riportate sul listino prezzi

  Esempio:

Composizione a "L" di due profili MINIFILE Incasso bianco, 2.530 x 1.650 mm. e relativi tagli a 45° Sinistro e Destro.

Vista in pianta dall'alto

Composizione a "U" di tre profili MINIFILE Incasso bianco, 2.530 x 1.650 x 2.530 mm. e relativi tagli a 45° Sinistro e Destro.

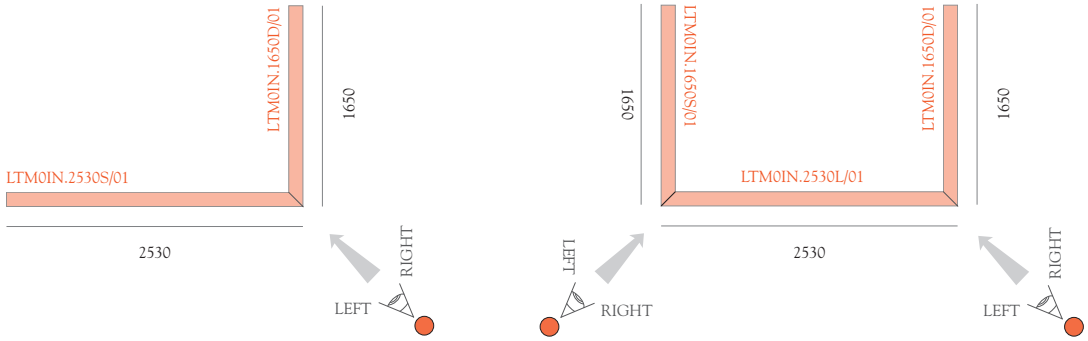

Posizione dell'osservatore per determinare il taglio sinistro e destro

Composizione a "Z" di tre profili MINIFILE Incasso bianco, 2.530 x 1.650 x 2.530 mm. e relativi tagli a 45° Sinistro e Destro.

Composizione a "parete-soffitto" di due profili MINIFILE Incasso bianco, 2.530 x 1.650 mm. e relativi tagli a 45°

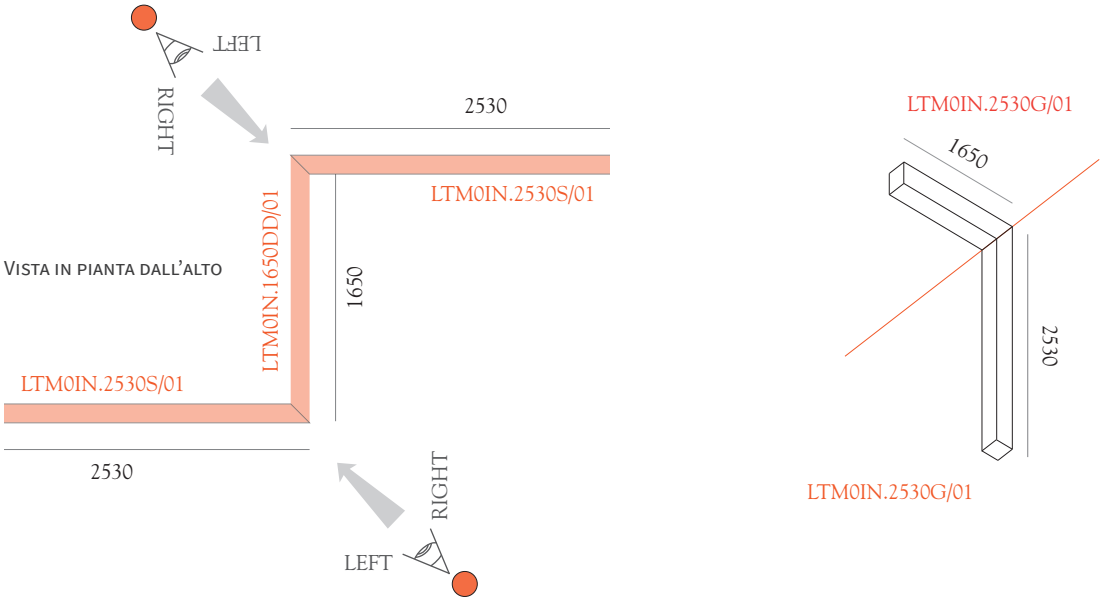

Posizione dell'osservatore per determinare il taglio sinistro e destro

NOTE IMPORTANTI

Attenzione: leggere variazioni di colore dei LED sono da consederarsi normali (soprattutto in integrazioni di ordini, per il naturale calare dei lumen di quelli usati). Determinazione della lunghezza delle cassaforme a misura LTMF.misura / LTF1.misura / LTF2.misura: aggiungere 3 mm. alla lunghezza totale del prodotto che si intende inserire al suo interno. Determinazione della lunghezza prodotto Container a misura LTMF.misura / LTF1.misura / LTF2. misura: aggiungere 8 mm. alla lunghezza totale del prodotto che si intende inserire al suo interno. Compatibilità trasformatori 230V/12V con lampade LED. I trasformatori 230Vac/12Vac presentati in questo catalogo sono testati con i principali produttori di lampade LED. A causa della velocità dell'adeguamento tecnologico di queste ultime, Lucifero's non può garantire una compatibilità universale delle stesse con i propri trasformatori. Per maggiori informazioni consultare il sito www.luciferos.it . Peso max. lampade QR-LP 111 LED 12V. Il peso massimo consentito delle lampade LED QR-LP 111 sui nostri proiettori è di 275 gr.

INDEX

Sommario 0
AE50.48V 462
AE100.48V 462
AE350.14IP 573
AE500.22IP 573
AE500.25C 573
AE700.10C 573
AE700.10C 573
AE700.14IP 573
AE700.32.CD.MP 573
AE1000.55D.MP.IP 573
APE01 545
APE02 545
APEB1 545
APEB2 545
APS01 545
APS02 545
APSB1 545
APSB2 545
BE001.9 503
BE002 503
CC94 399
CC94M 399
CCIG01 579
CCIG02 579
CCIG03 579
F1H01.8 200
F1H02.8 200
F1H03.8 200
F1H04.8 200
F1H05.8 200
F1H06.8 200
F1H07.8 200
F1H08.8 200
F1H50.8 200
F1H51.8 200
F1H52.8 200
F1H53.8 200
F1H54.8 200
F1H55.8 200
F1H56.8 200
F1H57.8 200
F1H58.8 200
F2H01.8 233
F2H02.8 233
F2H03.8 233
F2H04.8 233
F2H05.8 233
F2H06.8 233
F2H07.8 233
F2H08.8 233
F1000.8 184
F1001.8 184
F1002.8 184
F1003.8 184
F1004.8 184
F1005.8 184
F1006.8 184
F1007.8 184
F1008.8 184
F1100.8 184
F1101.8 184
F1102.8 184
F1103.8 184
F1104.8 184
F1105.8 184
F1106.8 184
F1107.8 184
F1108.8 184
F1200.8 184
F1201.8 184
F1202.8 184
F1203.8 184
F1204.8 184
F1205.8 184
F1206.8 184
F1207.8 184
F1208.8 184
F1300.8 185
F1301.8 185
F1302.8 185
F1303.8 185
F1304.8 185
F1305.8 185
F1306.8 185
F1307.8 185
F1308.8 185
F1400.8 185
F1401.8 185
F1402.8 185
F1403.8 185
F1404.8 185
F1405.8 185
F1406.8 185
F1407.8 185
F1408.8 185
F2001.8 216
F2002.8 216
F2003.8 216
F2004.8 216
F2005.8 216
F2006.8 216
F2007.8 216
F2008.8 216
F2021.8 628
F2022.8 628
F2023.8 628
F2024.8 628
F2025.8 628
F2026.8 628
F2027.8 628
F2028.8 628
F2031.9 216
F2032.9 216
F2033.9 216
F2034.9 216
F2035.9 216
F2036.9 216
F2037.9 216
F2038.9 216
F2051.9 628
F2052.9 628
F2053.9 628
F2054.9 628
F2055.9 628
F2056.9 628
F2057.9 628
F2058.9 628
F2101.8 216
F2102.8 216
F2103.8 216
F2104.8 216
F2105.8 216
F2106.8 216
F2107.8 216
F2108.8 216
F2131.9 216
F2132.9 216
F2133.9 216
F2134.9 216
F2135.9 216
F2136.9 216
F2137.9 216
F2138.9 216
F2201.8 217
F2202.8 217
F2203.8 217
F2204.8 217
F2205.8 217
F2206.8 217
F2207.8 217
F2208.8 217
F2221.8 629
F2222.8 629
F2223.8 629
F2224.8 629
F2225.8 629
F2226.8 629
F2227.8 629
F2228.8 629
F2231.9 217
F2232.9 217
F2233.9 217
F2234.9 217
F2235.9 217
F2236.9 217
F2237.9 217
F2238.9 217
F2251.9 629
F2252.9 629
F2253.9 629
F2254.9 629
F2255.9 629
F2256.9 629
F2257.9 629
F2258.9 629
F2302.8 218
F2303.8 218
F2304.8 218
F2305.8 218
F2306.8 218
F2307.8 218
F2308.8 218
F2332.9 218
F2333.9 218
F2334.9 218
F2335.9 218
F2336.9 218
F2337.9 218
F2338.9 218
F2401.8 218
F2402.8 218
F2403.8 218
F2404.8 218
F2405.8 218
F2406.8 218
F2407.8 218
F2408.8 218
F2501.8 218
F2501.8 497
F2502.8 218
F2502.8 497
F2503.8 218
F2503.8 497
F2531.9 218
F2531.9 497
F2532.9 218
F2532.9 497
F2533.9 218
F2533.9 497
FF0A.1000 266
FF0A.2000 266
FF0A.3000 266
FF0A.misura 266
FF0B.1000 266
FF0B.2000 266
FF0B.3000 266
FF0B.misura 266
FF02.8 265
FF03.8 265
FF04.8 265
FF05.8 265
FF11 266
FF12 266
FF13 266
FF14 266
FF22.8 265
FF23.8 265
FF24.8 265
FF25.8 265
FFGA 266
FFTP 266
FP001.9 92
FP002.9 92
FP003.9 92
FP004.9 92
FP005.9 92
FP006.9 92
FP007.9 92
FP008.9 92
FP009.9 92
FP010.9 92
FP011.9 92
FP012.9 92
FP013.9 92
FP014.9 92
FP015.9 92
FP016.9 92
FP017.9 92
FP018.9 92
FP019.9 92
FP020.9 92
FP021.9 92
FP022.9 92
FP023.9 92
FP024.9 92
FP025.9 96
FP026.9 96
FP027.9 96
FP028.9 96
FP029. misura 96
FP050 96
FP051.2000 96
FP051.4000 96
FP052 96
FP055 96
FP055 425
FP055 429
FP60.misura* 98
FPAS45 98
FPAS75 98
FR001.9 532
FR002.9 532
FR003.9 533
FR005.9 532
FR006.9 532
FR007.9 532
FR023.9 192
FR023.9 207
FR023.9 273
FR025.9 226
FR025.9 274
FR033.9 226
FR033.9 274
FR034.9 226
FR034.9 274
FR040.9 192
FR040.9 207
FR040.9 273
FR041.9 192
FR041.9 207
FR041.9 273
FR042.9 192
FR042.9 207
FR042.9 273
FR043.9 192
FR043.9 207
FR043.9 273
FR060.9 159
FR060.9 272
FR061.9 159
FR061.9 272
FR065.9 159
FR065.9 272
FR066.9 159
FR066.9 272
FR103.9 362
FS001.9 435
FS002.9 435
FS003.9 435
FS005 435
FS201.9 438
FS202.9 438
FS203.9 438
FS205 438
FS301.9 439
FS302.9 439
FS303.9 439
FS305 439
FS401.9 436
FS402.9 436
FS403.9 436
FS404.9 436
FS451.9 436
FS452.9 436
FS453.9 436
FS454.9 436
FS501 473
FS502 473
FS503 473
FS551 474
FS552 474
FSA01 439
FSA02.26 435
FSA02.36 435
FSA02.55 435
FT003.9 83
FT005.9 83
FT013.9 83
FT015.9 83
FT023.9 83
FT025.9 83
FT030.1000 86
FT030.2000 86
FT030.3000 86
FT030.misura* 86
FT031.1000 86
FT031.2000 86
FT031.3000 86
FT031.misura* 86
FT032.1000 86
FT032.2000 86
FT032.3000 86
FT032.misura* 86
FT033.1000 87
FT033.2000 87
FT033.3000 87
FT033.misura* 87
FT034.1000 86
FT034.2000 86
FT034.3000 86
FT034.misura* 86
FT040 86
FT041 86
FT051.9 87
FT053.9 87
FT055.9 87
FT102.8 82
FT103.8 82
FT104.8 82
FT105.8 82
FT106.8 82
FT107.8 82
FT112.8 82
FT113.8 82
FT114.8 82
FT115.8 82
FT116.8 82
FT117.8 82
FT122.8 82
FT123.8 82
FT124.8 82
FT125.8 82
FT126.8 82
FT127.8 82
FT152.8 87
FT153.8 87
FT154.8 87
FT155.8 87
FT156.8 87
FT157.8 87
FTP000.9 106
FTP001.9 106
FX00.1000 50
FX00.2000 50
FX00.3000 50
FX00.misura 50
FX01A 50
FX01B 50
FX01C 50
FX01D 50
FX02.1000 50
FX02.2000 50
FX02.3000 50
FX02.misura 50
FX03C.misura 50
FX03.misura 50
FX04.misura 51
FX05.4000 52
FX05.4000 65
FX05.4000 72
FX06.4000 51
FX07.4000 52
FX07.4000 65
FX07.4000 72
FX100 51
FX101 51
FX103 51
FX200.9 53
FX201.9 53
FX202.9 53
FX203.9 53
FX210.9 53
FX211.9 53
FX260.830 51
FX260.840 51
FXA31.8 37
FXA32.8 37
FXA33.8 37
FXA34.8 37
FXA35.8 37
FXA36.8 37
FXA37.8 37
FXA38.8 37
FXA41.8 39
FXA42.8 39
FXA43.8 39
FXA44.8 39
FXA45.8 39
FXA46.8 39
FXA47.8 39
FXA48.8 39
FXAS05 42
FXAS08 42
FXAS10 42
FXAS12 42
FXC01.9 37
FXC02.9 37
FXC03.9 37
FXC04.9 37
FXC05.9 37
FXC21.9 39
FXC22.9 39
FXC23.9 39
FXC24.9 39
FXC25.9 39
FXG01.8 557
FXG02.8 557
FXG10.8 556
FXG11.8 556
FXG21.8 557
FXG22.8 557
FXG31.9 559
FXG32.9 559
FXG33.9 559
FXG34.9 559
FXP01.9 33
FXP02.9 33
FXP03.9 33
FXP04.9 33
FXS01.9 35
FXS02.9 35
FXS03.9 35
FXS04.9 35
FXS100 35
FXS101 52
FXS103 52
FXV21.8 41
FXV22.8 41
GU002 286
GU003.9 286
GU005.9 286
GU006.9 286
IC110.8 602
IC210.8 508
IC211.8 508
IC212.8 508
IC220.8 508
IC221.8 508
IC222.8 508
IC310.8 602
IC311.8 602
IC0402 602
IC410.8 602
IC0510 602
IC510.8 602
IC810.8 511
IC810.8 603
IC811.8 511
IC811.8 603
IC910.8 511
IC910.8 603
IC911.8 511
IC911.8 603
IC1201 510
IC1301 510
IC1401 510
IF01.9 564
IF02.9 564
IF03.9 564
IF04.9 565
IF05.9 565
IF06.9 565
IF20.9 566
IF21.9 566
IF30.9 566
IF31.9 566
IF40.800 571
IF40.2500 571
IF40.2900 571
IF41.1200 571
IF42.700 571
IF43.250 571
IF44.250 571
IF50.9 572
IF51.9 572
IF52.9 572
IF70 572
IF71 572
IF73 572
IF74 572
IF75 573
IF82.5000 573
IF82.10000 573
IF83 573
IG001.9 578
IG002.9 578
IG003.9 578
IG004.9 579
IG005.9 579
IN01.9 387
IN01M.9 386
IN02.9 387
IN02M.9 386
IN03.9 387
IN03M.9 386
IN45.930S 398
IN45G9 398
IN90.930S 398
IN90GU 398
IN92 398
IN92L2 398
IN93 398
IN93L2 398
IR00.9 419
IR00IP.9 607
IR01.9 419
IR01IP.9 607
IR02.9 419
IR02IP.9 607
IR03.9 419
IR03IP.9 607
IR04.9 419
IR04IP.9 607
IR05.9 419
IR05IP.9 607
IR06.9 419
IR06IP.9 607
IR07.9 419
IR07IP.9 607
IR08.9 421
IR08.9 465
IR10.9 421
IR10.9 485
IR11.9 421
IR11.9 485
IR12.9 421
IR12.9 485
IR13.9 421
IR13.9 485
IR14.9 421
IR14.9 485
IR15.9 421
IR15.9 485
IR16.9 421
IR16.9 485
IR17.9 421
IR17.9 485
L050A 313
L050A 315
L050A 317
L050A 319
L050A 584
L050E 313
L050E 315
L050E 317
L050E 319
L050E 584
L050R 313
L050R 315
L050R 317
L050R 319
L050R 584
L050S 313
L050S 315
L050S 317
L050S 319
L050S 584
L055A.A 64
L055A.A 73
L055A.A 192
L055A.A 207
L055A.A 226
L055A.A 275
L055A.A 286
L055A.A 343
L055A.A 437
L055A.A 438
L055A.A 444
L055A.A 472
L055A.A 487
L055A.A 490
L055E.A 64
L055E.A 73
L055E.A 192
L055E.A 207
L055E.A 226
L055E.A 275
L055E.A 286
L055E.A 343
L055E.A 437
L055E.A 438
L055E.A 444
L055E.A 472
L055E.A 487
L055E.A 490
L055R.A 64
L055R.A 73
L055R.A 192
L055R.A 207
L055R.A 226
L055R.A 275
L055R.A 286
L055R.A 343
L055R.A 437
L055R.A 438
L055R.A 444
L055R.A 487
L055R.A 490
L055S.A 64
L055S.A 73
L055S.A 192
L055S.A 207
L055S.A 226
L055S.A 275
L055S.A 286
L055S.A 343
L055S.A 437
L055S.A 438
L055S.A 444
L055S.A 472
L055S.A 487
L055S.A 490
L074A 313
L074A 315
L074A 317
L074A 319
L074A 584
L074E 313
L074E 315
L074E 317
L074E 319
L074E 584
L074R 313
L074R 315
L074R 317
L074R 319
L074R 584
L074S 313
L074S 315
L074S 317
L074S 319
L074S 584
L085A.A 286
L085A.A 343
L085A.A 375
L085A.A 444
L085A.A 451
L085A.A 487
L085A.A 489
L085A.A 490
L085A.A 523
L085A.A 524
L085E.A 286
L085E.A 343
L085E.A 375
L085E.A 444
L085E.A 451

L085E.A 487
L085E.A 489
L085E.A 490
L085E.A 521
L085E.A 523
L085E.A 524
L085R.A 286
L085R.A 343
L085R.A 375
L085R.A 444
L085R.A 451
L085R.A 487
L085R.A 489
L085R.A 490
L085R.A 523
L085R.A 524
L085S.A 286
L085S.A 343
L085S.A 375
L085S.A 444
L085S.A 451
L085S.A 487
L085S.A 489
L085S.A 490
L085S.A 521
L085S.A 523
L085S.A 524
L105A.A 521
L105E.A 521
L105R.A 521
L105S.A 521
L111A 313
L111A 315
L111A 317
L111A 319
L111A 584
L111E 313
L111E 315
L111E 317
L111E 319
L111E 584
L111R 313
L111R 315
L111R 317
L111R 319
L111R 584
L111S 313
L111S 315
L111S 317
L111S 319
L111S 584
L115A.A 343
L115A.A 444
L115A.A 523
L115A.A 524
L115E.A 343
L115E.A 444
L115E.A 523
L115E.A 524
L115R.A 343
L115R.A 444
L115R.A 523
L115R.A 524
L115S.A 343
L115S.A 444
L115S.A 523
L115S.A 524
LB001.8 62
LB002.8 62
LB003.8 62
LB011.8 63
LB012.8 63
LB013.8 63
LB021.8 62
LB022.8 62
LB023.8 62
LB031.8 63
LB032.8 63
LB033.8 63
LB041.8 62
LB042.8 62
LB043.8 62
LB051 63
LB052 63
LB053 63
LB102.9 64
LB102.9 73
LB201.8 63
LB202.8 63
LB203.8 63
LB210.8 62
LB301 70
LB302 70
LB303 70
LB320 70
LB321 70
LB322 70
LB323 70
LB340 70
LB341 70
LB342 70
LB403 71
LB405 71
LB407 71
LB409 71
LB420 52
LB420 65
LB420 72
LB421 52
LB421 65
LB421 72
LB421 133
LB422 70
LB423.2 71
LB423.4 71
LB424 71
LB425 71
LB426 71
LB427 71
LB428 52
LB428 65
LB428 72
LB428 133
LB431 70
LB431 70
LB432 70
LB433 70
LB441.3 71
LB442.3 71
LB443.4 71
LB444 71
LB445 71
LB446 71
LB447 70
LBAS07 66
LBAS10 66
LBAS13 66
LT17L02 549
LT17L03 549
LT17L04 549
LT17LB2 549
LT17LB3 549
LT17LB4 549
LT20HS.misura* 292
LT20.misura 284
LT20PL.500 284
LT20PL.1000 284
LT20PL.1500 284
LT20PL.2000 284
LT20PL.3000 284
LT20PL.misura 284
LT24BD 65
LT24BD 72
LT24T.1000 191
LT24T.1000 206
LT24T.2000 191
LT24T.2000 206
LT24T.3000 191
LT24T.3000 206
LT25T.1000 225
LT25T.1000 240
LT25T.2000 225
LT25T.2000 240
LT25T.3000 225
LT25T.3000 240
LT239P.1000 191
LT239P.1000 206
LT239P.1000 254
LT239P.2000 191
LT239P.2000 206
LT239P.2000 254
LT239P.3000 191
LT239P.3000 206
LT239P.3000 254
LT239P.misura 191
LT239P.misura 206
LT239P.misura 254
LT239X.1000 191
LT239X.1000 206
LT239X.1000 254
LT239X.2000 191
LT239X.2000 206
LT239X.2000 254
LT239X.3000 191
LT239X.3000 206
LT239X.3000 254
LT239X.misura 191
LT239X.misura 206
LT239X.misura* 254
LT243.1000 189
LT243.2000 189
LT243.3000 189
LT243.misura 189
LT247.1000 188
LT247.2000 188
LT247.3000 188
LT247.misura 188
LT248 188
LT248.1000 188
LT248.2000 188
LT248.3000 188
LT248.misura 188
LT248S 188
LT1161 301
LT1161.9 301
LT1163.9 301
LT1165 300
LT1165.9 300
LT1166.9 300
LT1167.9 300
LT1168.9 301
LT1202 380
LT1205 380
LT1208 380
LT1212 380
LT1216 380
LT1220 380
LT1401 454
LT1456 454
LT1692 410
LT1693 410
LT1981BC 404
LT1981BCIP 589
LT1982BC 404
LT1982BCIP 589
LT1983BC 404
LT1983BCIP 589
LT1990 404
LT1990 589
LT1991 404
LT1991 589
LT1992 404
LT1992 589
LT2010 284
LT2010.68 284
LT2010.68PL 284
LT2010HS 292
LT2010HS.68 292
LT2010PL 284
LT2011 284
LT2011HS 292
LT2011PL 284
LT2012 284
LT2012.68 284
LT2012.68PL 284
LT2012HS 292
LT2012HS.68 292
LT2012PL 284
LT2013 266
LT2013 285
LT2013 292
LT2014 285
LT2014 292
LT2016 284
LT2016HS 292
LT2017 284
LT2017HS 292
LT2018 284
LT2018HS 292
LT2019 284
LT2019HS 292
LT2020 284
LT2020HS 292
LT2031 285
LT2031.68 285
LT2032 285
LT2032.68 285
LT2033 285
LT2033.68 285
LT2034 285
LT2034.68 285
LT2035 285
LT2035.68 285
LT2036 285
LT2036.68 285
LT2038 285
LT2038.68 285
LT2310.1000 204
LT2310.2000 204
LT2310.3000 204
LT2310.misura 204
LT2311.1000 204
LT2311.2000 204
LT2311.3000 204
LT2311.misura 204
LT2403 189
LT2404 204
LT2406 190
LT2406.H 205
LT2406.H90 205
LT2410 188
LT2410.4000 188
LT2411 96
LT2411 188
LT2411 204
LT2411 223
LT2411 236
LT2412 96
LT2412 188
LT2412 204
LT2412 223
LT2412 236
LT2412.5 96
LT2412.5 188
LT2412.5 204
LT2412.5 223
LT2412.5 236
LT2412.7 96
LT2412.7 188
LT2412.7 204
LT2412.7 223
LT2412.7 236
LT2412.9 96
LT2412.9 188
LT2412.9 204
LT2412.9 223
LT2412.9 236
LT2426 188
LT2470 188
LT2480 254
LT2480.1 185
LT2480.1 193
LT2481 193
LT2481 255
LT2482 86
LT2482 150
LT2482 160
LT2482 193
LT2482 252
LT2482 254
LT2482 256
LT2506P.1000 96
LT2506P.1000 224
LT2506P.1000 239
LT2506P.1000 256
LT2506P.2000 96
LT2506P.2000 224
LT2506P.2000 239
LT2506P.2000 256
LT2506P.3000 96
LT2506P.3000 224
LT2506P.3000 239
LT2506P.3000 256
LT2506P.misura 224
LT2506P.misura 239
LT2506P.misura* 96
LT2506P.misura* 256
LT2506X.1000 225
LT2506X.1000 239
LT2506X.1000 256
LT2506X.2000 225
LT2506X.2000 239
LT2506X.2000 256
LT2506X.3000 225
LT2506X.3000 239
LT2506X.3000 256
LT2506X.misura 225
LT2506X.misura 239
LT2506X.misura 256
LT2511 223
LT2512 224
LT2512.90P 224
LT2513.1000 223
LT2513.2000 223
LT2513.3000 223
LT2513.misura 223
LT2519 236
LT2519.4 236
LT2520.1000 236
LT2520.2000 236
LT2520.3000 236
LT2520.misura 236
LT2522 236
LT2523 238
LT2523.90 238
LT2524.1000 222
LT2524.2000 222
LT2524.3000 222
LT2524.misura 222
LT2525 222
LT2526 222
LT2660 537
LT2660.9 537
LT2661 537
LT2661.9 537
LT2701.1000 222
LT2701.2000 222
LT2701.3000 222
LT2701.misura 222
LT2887 222
LT2888 222
LT2890 256
LT2890.1 217
LT2890.1 227
LT2890.1 629
LT2891 113
LT2891 115
LT2891 257
LT2891 629
LT2892 227
LT4102.9 392
LT4102.CC 393
LT4104 392
LT4107.9 392
LT4118.9 392
LT4301.9 375
LT4301M.9 374
LT4304.9 375
LT4304M.9 374
LT4309.9 375
LT4309M.9 374
LT5019 222
LT5019.4 222
LT7000.8 540
LT7001.8 610
LT7002.8 540
LT7003.8 610
LT7004.8 540
LT7005.8 610
LT7100.8 540
LT7101.8 610
LT7102.8 541
LT7103.8 611
LT7104.8 541
LT7105.8 611
LT7200.8 541
LT7201.8 611
LT7300.8 541
LT7301.8 611
LT9001.1 480
LT9002.1 480
LT9003.1 480
LT9011.1 480
LT9012.1 480
LT9013.1 480
LT9020.1 191
LT9020.1 206
LT9020.1 225
LT9020.1 240
LT9020.1 480
LT9021.1 191
LT9021.1 206
LT9021.1 240
LT9021.1 480
LT9022.1 481
LT9023.1 191
LT9023.1 206
LT9023.1 225
LT9023.1 240
LT9023.1 480
LT9025.1 482
LT9026.1 481
LT9027.1 481
LT9028.1 481
LT9029.1 481
LT9030.1 481
LT9031.1 481
LT9032.1 481
LT9033.1 191
LT9033.1 206
LT9033.1 225
LT9033.1 240
LT9033.1 480
LT9033IN.1 480
LT9034.1 482
LT9036.1 462
LT9036.1 482
LT9038.1 482
LT9040.1 482
LT9041.1 480
LT9043.1 462
LT9043.1 482
LT9050.1 481
LT9051.1 481
LT9052.1 481
LT9053.1 481
LT9054.1 482
LT9061 301
LT9062.1 301
LT9101 460
LT9102 460
LT9103 460
LT9110 460
LT9111 462
LT9120 461
LT9120BD 461
LT9123 461
LT9126 461
LT9201 460
LT9202 460
LT9203 460
LT9210 460
LT9211 461
LT9212 462
LT9301 460
LT9302 460
LT9303 460
LT9310 460
LT9346 462
LT9401 460
LT9402 460
LT9403 460
LT9410 460
LT9411 461
LT9501 460
LT9502 460
LT9503 460
LTA43.1000 189
LTA43.2000 189
LTA43.3000 189
LTA43.misura 189
LTA513.1000 223
LTA513.2000 223
LTA513.3000 223
LTA513.misura 223
LTA520.1000 236
LTA520.2000 236
LTA520.3000 236
LTA520.misura 236
LTB43.1000 188
LTB43.2000 188
LTB43.3000 188
LTB43.misura 188
LTB513.1000 222
LTB513.2000 222
LTB513.3000 222
LTB513.misura 222
LTC1.1000 190
LTC1.1000 205
LTC1.2000 190
LTC1.2000 205
LTC1.3000 190
LTC1.3000 205
LTC1.misura 190
LTC1.misura 205
LTC2.1000 224
LTC2.1000 238
LTC2.2000 224
LTC2.2000 238
LTC2.3000 224
LTC2.3000 238
LTC2H.1000 238
LTC2H.2000 238
LTC2H.3000 238
LTC2H.misura 238
LTC2.misura 224
LTC2.misura 238
LTC2.ML 224
LTC2.ML 238
LTF1.1000 185
LTF1.1000 193
LTF1.1000 254
LTF1.2000 185
LTF1.2000 193
LTF1.2000 254
LTF1.3000 185
LTF1.3000 193
LTF1.3000 254
LTF1.misura 185
LTF1.misura 193
LTF1.misura 254
LTF2.1000 217
LTF2.1000 227
LTF2.1000 256
LTF2.1000 629
LTF2.2000 217
LTF2.2000 227
LTF2.2000 256
LTF2.2000 629
LTF2.3000 217
LTF2.3000 227
LTF2.3000 256
LTF2.3000 629
LTF2.misura 217
LTF2.misura 227
LTF2.misura 629
LTF2.misura* 256
LTM00.1000 155
LTM00.2000 155
LTM00.3000 155
LTM0IN.1000 154
LTM0IN.2000 154
LTM0IN.3000 154
LTM0IN.misura 154
LTM00.misura 155
LTM00R.1000 154
LTM00R.2000 154
LTM00R.3000 154
LTM00R.misura 154
LTM01.1000 154
LTM01.2000 154
LTM01.3000 154
LTM01.misura 154
LTM02.1000 155
LTM02.2000 155
LTM02.3000 155
LTM02.misura 155
LTM03.1000 156
LTM03.2000 156
LTM03.3000 156
LTM03.misura 156
LTM044.1000 157
LTM044.1000 252
LTM044.2000 157
LTM044.2000 252
LTM044.3000 157
LTM044.3000 252
LTM044.misura 157
LTM044.misura 252
LTM047 87
LTM047 155
LTM047 172
LTM048.3 87
LTM048.3 155
LTM048.3 173
LTM048.4 87
LTM048.4 155
LTM048.4 173
LTM048.5 87
LTM048.5 155
LTM048.5 173
LTM048.7 87
LTM048.7 155
LTM048.7 173
LTM048.9 87
LTM048.9 155
LTM049P 155
LTM116 154
LTM117 154
LTM118 154
LTM160 154
LTM200 252
LTM200.1 150
LTM200.1 160
LTM210 112
LTM210 160
LTM210 253
LTM211 127
LTM211 157
LTM211 172
LTM211.90 150
LTM211.90 157
LTM211.90 160
LTM211.90 172
LTM211.90 190
LTM211.90 193
LTM211.90 224
LTM211.90 227
LTM211.90 252
LTM211.90 254
LTM211.90 256
LTM211.90P 157
LTM211.90P 172
LTM211.90P 190
LTM300 156
LTMC1.ML 190
LTMC1.ML 205
LTMC.1000 157
LTMC.1000 173
LTMC.2000 157
LTMC.2000 173
LTMC.3000 157
LTMC.3000 173
LTMC.misura 157
LTMC.misura 173
LTMC.ML 157
LTMC.ML 173
LTMF.1000 150
LTMF.1000 160
LTMF.1000 252
LTMF.2000 150
LTMF.2000 160
LTMF.2000 252
LTMF.3000 150
LTMF.3000 160
LTMF.3000 252
LTMF.misura 150
LTMF.misura 160
LTMF.misura 252
LTMT.1000 157
LTMT.1000 252
LTMT.2000 157
LTMT.2000 252
LTMT.3000 157
LTMT.3000 252
LTMT.misura 157
LTMT.misura* 252
LTMT.ML 157
LTMT.ML 252
LTN01A 310
LTN01A 582
LTN01B 310

LTN01B 582
LTN01K.9 310
LTN01K.9 582
LTN02A 310
LTN02A 310
LTN02A 582
LTN02A 582
LTN02B 310
LTN02B 310
LTN02B 582
LTN02B 582
LTN03A 311
LTN03A 583
LTN03B 311
LTN03B 583
LTN04A 311
LTN04A 311
LTN04A 314
LTN04A 583
LTN04A 583
LTN04B 311
LTN04B 311
LTN04B 314
LTN04B 583
LTN04B 583
LTN05A 314
LTN05A 314
LTN05B 314
LTN05B 314
LTN06A 313
LTN06A 584
LTN06B 313
LTN06B 584
LTN07A 313
LTN07A 584
LTN07B 313
LTN07B 584
LTN08A 315
LTN08B 315
LTN08K.9 310
LTN08K.9 582
LTN09A 315
LTN09B 315
LTN10K.9 310
LTN10K.9 582
LTN12A 310
LTN12A 582
LTN14A 311
LTN14A 583
LTN15A 314
LTN16K 310
LTN16K 582
LTN20K.9 313
LTN20K.9 584
LTN25K.9 315
LTN30K.9 311
LTN30K.9 583
LTN30T.9 323
LTN34T 323
LTN40K.9 314
LTN48K.9 311
LTN48K.9 583
LTN48T.9 323
LTN50K.9 311
LTN50K.9 583
LTN50T.9 323
LTN56K 311
LTN56K 583
LTN56T 323
LTN58K.9 314
LTN60K.9 314
LTN66K 314
LTN70K.9 313
LTN70K.9 584
LTN80K.9 315
LTP.F1 190
LTP.F1 205
LTP.F2 224
LTP.F2 238
LTSC01 150
LTSC01 160
LTSC01 193
LTSC01 227
LTSC01 253
LTSC01 255
LTSC01 257
LTSC02 150
LTSC02 253
LTSC03 193
LTSC03 255
LTSC04 227
LTSC04 257
LTT1.1000 191
LTT1.1000 206
LTT1.1000 254
LTT1.2000 191
LTT1.2000 206
LTT1.2000 254
LTT1.3000 191
LTT1.3000 206
LTT1.3000 254
LTT1.misura 191
LTT1.misura 206
LTT1.misura* 254
LTT2.1000 225
LTT2.1000 239
LTT2.1000 256
LTT2.2000 225
LTT2.2000 239
LTT2.2000 256
LTT2.3000 225
LTT2.3000 239
LTT2.3000 256
LTT2.misura 225
LTT2.misura 239
LTT2.misura* 256
LTT2.ML 225
LTT2.ML 239
LTT2.ML 256
LTTT1.ML 191
LTTT1.ML 206
LTTT1.ML 254
LV001A 348
LV001A 620
LV001F 352
LV001F 621
LV001K.9 348
LV001K.9 352
LV001P.9 620
LV001P.9 621
LV003A 348
LV003A 620
LV003B 350
LV003F 352
LV003F 621
LV003K.9 348
LV003K.9 352
LV003P.9 620
LV003P.9 621
LV005A 348
LV005A 620
LV005B 350
LV005C 351
LV005F 352
LV005F 621
LV005K.9 348
LV005K.9 352
LV005P.9 621
LV010A 348
LV010B 350
LV010F 352
LV010K.9 348
LV010K.9 352
LV015A 349
LV015F 353
LV015K.9 349
LV015K.9 353
LV021.9 528
LV021P.9 623
LV026.9 528
LV026P.9 623
LV027.9 528
LV027P.9 623
LV028.9 528
LV029.9 528
LV034.9 529
LV041K.9 350
LV042K.9 350
LV043K.9 350
LV044K.9 351
LV051K.9 351
LV083.9 529
LV084.9 529
LV091K.9 115
LV092K.9 115
LV093K.9 115
LV094K.9 115
LV115B 351
LV132.9 112
LV132.9 158
LV133.9 112
LV133.9 158
LV134.9 112
LV134.9 158
LV135.9 112
LV135.9 158
LV141.9 113
LV141.9 226
LV142.9 113
LV142.9 226
LV204.9 493
LV205A 349
LV205F 353
LV205K.9 349
LV205K.9 353
LV210A 349
LV210F 353
LV210K.9 349
LV210K.9 353
LV301F 358
LV301F 625
LV301K.9 358
LV301K.9 358
LV301M 358
LV301M 625
LV302F 358
LV302K.9 358
LV302K.9 358
LV302M 358
LV302M 625
LV312.9 425
LV316.9 425
LV321 469
LV325 469
LV333.9 425
LV351K.9 625
LV351K.9 625
LV352K.9 625
LV352K.9 625
LV410.9 425
LV411.9 425
LVKIT5 351
LVKL01 252
MF00DP.1000 126
MF00DP.2000 126
MF00DP.3000 126
MF00TA 127
MF00TI 126
MF00TP 126
MF01.1000 126
MF01.2000 126
MF01.3000 126
MF01.misura 126
MF02.1000 126
MF02.2000 126
MF02.3000 126
MF02.misura 126
MF02.SF 126
MF04.1000 127
MF04.2000 127
MF04.3000 127
MF04.misura 127
MF05.SF 126
MF011.8 122
MF012.8 122
MF013.8 122
MF021.8 122
MF022.8 122
MF023.8 122
MF031.8 122
MF032.8 122
MF033.8 122
MF051.8 122
MF052.8 122
MF053.8 122
MF101.8 123
MF101.8 467
MF102.8 123
MF102.8 467
MF103.8 123
MF103.8 467
MF201.8 123
MF201.8 467
MF202.8 123
MF202.8 467
MF203.8 123
MF203.8 467
MF301.8 123
MF301.8 467
MF302.8 123
MF302.8 467
MF303.8 123
MF303.8 467
MF304.8 123
MF304.8 467
MFH00.1000 138
MFH00.2000 138
MFH00.3000 138
MFH00C 138
MFH00.misura 138
MFH00S 138
MFH00SA 127
MFH00SB 127
MFH00TH.misura 126
MFH00TH.misura 138
MFH01S 127
MFH01S 138
MFH02 127
MFH07 138
MFH010.8 132
MFH011.8 132
MFH020.8 132
MFH021.8 132
MFH030.8 132
MFH031.8 132
MFH032.8 132
MFH040.8 132
MFH041.8 132
MFH042.8 132
MFH050.8 133
MFH051.8 133
MFH060.8 133
MFH061.8 133
MFH080 133
MFH081 133
MFHAS06 134
MFHAS10 134
MFHAS12 134
MFHAS26 134
MFHAS86 134
ML000.8 148
ML001.8 148
ML002.8 148
ML003.8 148
ML004.8 148
ML005.8 148
ML006.8 148
ML007.8 148
ML008.8 148
ML100.8 148
ML101.8 148
ML102.8 148
ML103.8 148
ML104.8 148
ML105.8 148
ML106.8 148
ML107.8 148
ML108.8 148
ML200.8 148
ML201.8 148
ML202.8 148
ML203.8 148
ML204.8 148
ML205.8 148
ML206.8 148
ML207.8 148
ML208.8 148
ML300.8 149
ML301.8 149
ML302.8 149
ML303.8 149
ML304.8 149
ML305.8 149
ML306.8 149
ML307.8 149
ML308.8 149
ML400.8 149
ML401.8 149
ML402.8 149
ML403.8 149
ML404.8 149
ML405.8 149
ML406.8 149
ML407.8 149
ML408.8 149
MO000.566 172
MO000.846 172
MO000.1126 172
MO000.1406 172
MO000.1686 172
MO000.3000 172
MO000.misura 172
MO004.565 172
MO004.845 172
MO004.1125 172
MO004.1405 172
MO004.1685 172
MO004.3000 172
MO004.misura 172
MO005 172
MO007 172
MO020.8 168
MO021.8 168
MO022.8 168
MO023.8 168
MO024.8 168
MO030.8 168
MO031.8 168
MO032.8 168
MO033.8 168
MO034.8 168
MO040.8 168
MO041.8 168
MO042.8 168
MO043.8 168
MO044.8 168
MO120.8 168
MO120.8 495
MO121.8 168
MO121.8 495
MO122.8 168
MO122.8 495
MO123.8 168
MO123.8 495
MO124.8 168
MO124.8 495
MS10.9 370
MS12 370
MS20.9 370
MS22 370
MS30.9 371
MS32 371
MS40.9 371
MS42 371
MS50.9 368
MS52 368
MS60.9 368
MS62 368
MS70.9 369
MS72 369
MS80.9 369
MS82 369
MSC01 371
MSC01 381
MSC02 371
MSC02 381
MSC03 371
MSC03 381
MSC04 371
MSC11 368
MSC11 381
MSC12 368
MSC12 381
MSC13 369
MSC13 381
MSC14 369
MSC21 368
MSC21 381
MSC22 368
MSC22 381
MSC23 369
MSC23 381
MSC24 369
NF010.9 316
NF010.9 585
NF015.9 318
NF020.9 316
NF020.9 585
NF023.9 316
NF023.9 585
NF023.9 585
NF028 316
NF030.9 318
NF033.9 318
NF038 318
NF040.9 317
NF040.9 585
NF040.9 585
NF050.9 319
NF060.9 317
NF060.9 585
NF060.9 585
NF070.9 319
NFD00.9 320
NFD00X.9 320
NN01.505 595
NN01.1005 595
NN01.2005 595
NN01.3005 595
NN02 595
NN03 595
NN04 595
NN05.8 595
NN06.8 595
NN07 595
NN09 595
PH002.9 489
PH005.9 489
PH006.9 489
PH152.9 451
PH155.9 451
PH156.9 451
PI001 491
PI003.9 491
PI004.9 491
PI005.9 491
PP011.9 520
PP013 520
PP013.9 520
PP014.9 520
PP021.9 520
PP022.9 520
PP023 520
PP031.9 520
PP032.9 520
PP033.9 520
PP111.9 522
PP112.9 522
PP113 522
PP115.9 475
PP116.9 475
PP117.9 475
PP121.9 522
PP122.9 522
PP123 522
PP131.9 522
PP132.9 522
PP133.9 522
PP152.9 522
PP221.9 524
PP232.9 524
PP321.9 524
PP332.9 524
PP421.9 616
PP422 616
PP432.9 616
PP521.9 617
PP532.9 617
PP621.9 617
PP632.9 617
PPQ10 515
PPQ11 515
PPQ12 515
PPQ20 515
QM100 429
QM100 471
QM200 429
QM200 471
QM201 429
QM201 471
QS00.9 429
QS01.9 429
QS02 471
QS03.930 429
QS10.9 428
QS11.9 428
QS20 470
QS21 470
QS30.9 428
QS31.9 428
R18FH0.9 189
R18FH0.9 205
R18FH1.9 189
R18FH1.9 205
R18FH2.9 189
R18FH2.9 205
R18FH3.9 189
R18FH3.9 205
R18FH4.9 189
R18FH4.9 205
R18FH5.9 189
R18FH5.9 205
R18FH6.9 189
R18FH6.9 205
R18FH7.9 189
R18FH7.9 205
R18FH8.9 189
R18FH8.9 205
R18FM0.8** 189
R18FM1.8 189
R18FM2.8 189
R18FM3.8 189
R18FM4.8 189
R18FM5.8 189
R18FM6.8 189
R18MM0.8** 156
R18MM0.8** 173
R18MM1.8 156
R18MM1.8 173
R18MM2.8 156
R18MM2.8 173
R18MM3.8 156
R18MM3.8 173
R18MM4.8 156
R18MM4.8 173
SE401.9 487
SE402.9 487
SE403.9 487
SE404.9 487
SE405.9 487
SE501.9 444
SE502.9 444
SE503.9 444
SE505.9 444
ST05. 127
ST05. 138
ST05. 156
ST05. 173
ST05. 190
ST05. 205
ST05. 224
ST05. 237
ST05. 253
ST05. 255
ST05. 257
ST05. 266
ST05. 293
ST10. 127
ST10. 127
ST10. 138
ST10. 138
ST10. 156
ST10. 156
ST10. 173
ST10. 173
ST10. 190
ST10. 190
ST10. 205
ST10. 205
ST10. 224
ST10. 224
ST10. 237
ST10. 237
ST10. 253
ST10. 253
ST10. 255
ST10. 255
ST10. 257
ST10. 257
ST10. 266
ST10. 266
ST10. 293
ST10. 293
ST11. 127
ST11. 138
ST11. 156
ST11. 173
ST11. 190
ST11. 205
ST11. 224
ST11. 237
ST11. 253
ST11. 255
ST11. 257
ST11. 266
ST11. 293
ST15. 127
ST15. 138
ST15. 156
ST15. 173
ST15. 190
ST15. 205
ST15. 224
ST15. 237
ST15. 253
ST15. 255
ST15. 257
ST15. 266
ST15. 293
ST20. 127
ST20. 138
ST20. 156
ST20. 173
ST20. 190
ST20. 205
ST20. 224
ST20. 237
ST20. 253
ST20. 255
ST20. 257
ST20. 266
ST20. 293
ST22. 127
ST22. 138
ST22. 156
ST22. 173
ST22. 190
ST22. 205
ST22. 224
ST22. 237
ST22. 253
ST22. 255
ST22. 257
ST22. 266
ST22. 293
ST22.3D30.5 73
ST22.3D40.5 73
ST22.27.5 73
ST22.30.5 51
ST22.30.5 73
ST22.40.5 51
ST22.40.5 73
TEIN01M 374
TEIN01M 386
TEIN02M 374
TEIN02M 386
TEIN03M 374
TEIN03M 386
TW001 331
TW001 332
TW001 333
TW100.9 331
TW101.9 331
TW102.9 331
TW103.9 331
TW104.9 331
TW105.9 331
TW106.9 332
TW107.9 332
TW110.9 332
TW111.9 332
TW112.9 332
TW113.9 332
TW114.9 333
TW115.9 333
TW116.9 333
TW117.9 333
TW200.9 339
TW201.9 339
TW202.9 339
TW203.9 339
TW204.9 339
TW205.9 339
TW206.9 340
TW207.9 340
TW210.9 335
TW211.9 335
TW212.9 335
TW213.9 335
TW214.9 335
TW215.9 335
TW216.9 336

TW217.9 336
TW220.9 336
TW221.9 336
TW222.9 336
TW223.9 336
TW224.9 337
TW225.9 337
TW226.9 337
TW227.9 337
TW230.9 340
TW231.9 340
TW232.9 340
TW233.9 340
TW234.9 341
TW235.9 341
TW236.9 341
TW237.9 341
VT/IN45.90 399
VT/IN92 399
WI001.9 410
WI011.9 410
WI101.9 410
WI111.9 410

I colori degli articoli sono riprodotti il più fedelmente possibile compatibilmente con i limiti tecnici della stampa. Lucifero's si riserva il diritto di apportare qualsiasi modifica alla sua produzione senza preavviso. L'azienda promuoverà azioni legali nei confronti di eventuali imitatori.

Tutti i prodotti sono rispondenti alle seguenti direttive:
- Direttiva EMC 2004/108/CE
- Direttiva LV 2006/95/CE
- Direttiva RoHS 2002/95/CE

The colours of the products are reproduced as faithfully as possible with the technical limits of the press. Lucifero's reserves the right to vary material, dimensions and characteristics without prior notice. The company will take legal action against any unauthorized copy.

All products comply with the following directives:
- EMC Directive 2004/108/CE
- LV Directive 2006/95/CE
- RoHS Directive 2002/95/CE

Creativity & Editing
Lucifero's Marketing & Communication Team

Print
Bieffe

Photos
D.Domenicale
L.Cappelli
M.Flores
R.Montillo
F.Di Carlo

Lucifero's S.r.l.
Via del Tappezziere, 3
40138 Bologna - Italia
phone +39 051 6014276
fax +39 051 6025190
info@luciferos.it
www.luciferos.it

© copyright by Lucifero's S.r.l.
First edition: May 2020
All rights reserved

ref. code CATGEN_20

COLORI - FINISHINGS

01. Bianco
01. White

01. Bianco testurizzato
01. White embossed


01. Telaio bianco/ottica nera
01. White box - black optic

02. Nero
02. Black

02. Nero testurizzato
02. Black embossed


02. Telaio nero/ottica nera
02. Black box - black optic

03. Cromo
03. Chrome

04. Oro cromato
04. Chrome gold

12. Grigio
12. Grey

20. Acciaio satinato
20. Brushed Steel


21. Bianco/cromo
21. White/chrome

22. Bianco/Cromo satinato
22. White/Brushed chrome


25. Nero/Cromo
25. Black/Chrome


27. Alluminio ossidato
27. Oxidised Alluminium


28. Telaio nero/ottica bianca
28. Black box - white optic

36. Oro
36. Gold


41. Telaio bianco/ottica bianca
41. white box - white optic


42. Telaio nero/ottica dorata
42. Black box - golden optic

44c. Oro champagne
44c. Champagne gold

46. Champagne/grafite
46. Champagne/graphite

49. Moka

60. Verniciato Corten
60. Corten painted

99. Grafite
99. Graphite

SIMBOLOGIA	SIMBOLOGY
Apparecchio in classe I	Class I appliance
Apparecchio in classe II	Class II appliance
Apparecchio in classe III	Class III appliance
Grado di protezione	Protection degree
Alimentatore incluso	Driver included
Alimentatore escluso	Driver excluded
Lampada protetta per un massimo di 100° in superficie	Lamp protected for Max 100° C on the surface
Apparecchio idoneo per essere installato direttamente su legno	Light fixture suitable for direct wood mounting .
ENEC (European Norms Electrical Certification)	ENEC (EuropeanNorms Electrical Certification)
Trasformatore di sicurezza protetto contro i corto circuiti	Safety transformer protected against short-circuits
Possibilità di posizionare il trasformatore elettronico remoto	Electronic driver suitable for independent installation
Bassissima tensione di sicurezza	Safety extra low voltage
Installazione a parete	Wall fixture
Installazione a soffitto	Ceiling fixture
Misura di taglio per incasso	Recessed installation hole dimension
Emissione luminosa verso il basso e l'alto	Double emission
Emissione luminosa verso l'alto	Indirect light (upwards)
Emissione luminosa verso il basso	Direct light (downwords)
Emissione luminosa asimmetrica	Asymmetrical light
Emissione luminosa larga verso l'alto e fascio stretto verso il basso	Indirect wide beam (upwards) and direct narrow beam (downwards)
Emissione luminosa diretta	Direct light
Emissione luminosa indiretta	Indirect light

SIMBOLOGIA	SIMBOLOGY
Led incluso	Led included
Lampadina esclusa	Light Bulb excluded
DALI (Digital Addressable Lighting Interface)	DALI (Digital Addressable Lighting Interface)
Lampada compatibile con sistemi analogici di controllo 1-10V	1-10V analogical system control compatible
Lampada comandabile tramite un pulsante normalmente aperto privo di potenziale	Suitable to be dimmed with a normally open button
Lampada comandabile tramite un dimmer a taglio di fase discendente (Trailing edge)	Fixture suitable for phase cut dimmer (Trailing edge)
Sorgente Led inclusa	Led source included
Indica la misura necessaria per l'inserimento del trasformatore	Minimum space for the driver installation
Vedi curve fotometriche	See photometric data
Spessore cartongesso	False ceiling thickness
Cassetta di derivazione	Junction box
Prodotto conforme alle direttive europee	EU regulations compliant
Cri	Cri
Ugr	Ugr
.misura Personalizzazione lunghezza	Custom cuts
Alimentatori Vedi tabella alimentatori	Power supplie See power supplies table list
Bluetooth	Bluetooth
Growing	Growing
Light & Sound e fonoassorbenza	Light & Sound and sound-absorbing
Tunable White	Tunable White

NOTE:
- I dati fotometrici sono sempre riferiti ai 3.000K. *Photometric data always refer to 3.000K*
- Ove non indicato le misure sono da considerarsi in mm. *Dimension are to be considered in mm unless otherwise detailed.*
- Nella scelta dell' alimentatore verificare sempre il foro di accesso. *While choosing the power supply always mind the dimension of the installing hole.*
- .misura* Tramite questo codice è possibile ordinare il profilo in una lunghezza lineare non standard. Sostituire alla parola "misura" la lunghezza desiderata in mm. Per ordinare un profilo con una o entrambe le estremità tagliate ad angolo 45° aggiungere alla misura la lettera "D" (taglio Destro) o "S" (taglio Sinistro). Seguire istruzioni riportate a p.637. Per profili oltre i 3 m e massimo 6 m le condizioni di trasporto sono da concordare. **Through this code it's possible to order the profile in a not-standard linear lenght. Replace the word "misura" with the desired lenght in mm. To order a profile with one or both ends 45° angle-cut add the letter "D" (right cut) or "S" (left cut) to the standard or custom lenght. Follow the instructions on p.636. For lenghts over 3 m. to max. 6 m. transport conditions to negotiate.*

HOW TO CREATE THE CODE:

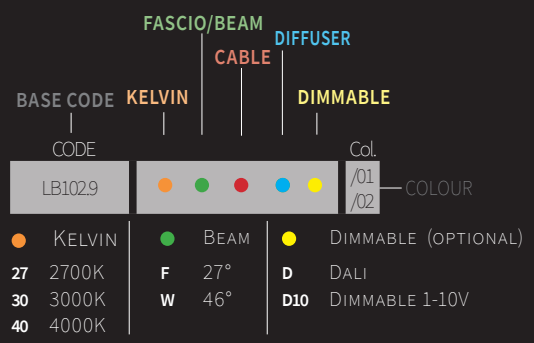

LB102.930FD/01: proiettore LBS 3000 Kelvin fascio Flood 27° dimmerabile con protocollo DALI.
projector LBS 3000 Kelvin beam Flood 27° dimmable whit DALI protocol.