



MINIFRAME

MINIFRAME



DOWNLIGHT

MINIFRAME

Apparecchio da incasso fisso per sorgente LED integrate o per lampade LED GU10 230V/240V. Alimentazione remota disponibile come accessorio per sorgenti LED integrate. Corpo e cornice di battuta in metallo verniciato. Installabile, anche, in pareti e soffitti in calcestruzzo o laterizio mediante apposita cassaforma in lamiera zincata disponibile come accessorio. Grado di protezione IP20/IP23.

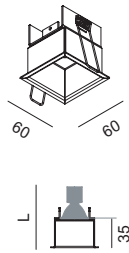
Fixed recessed luminaire for integrated LED source or for GU10 230V/240V LED Light bulb. Remote power supply available as accessory for the integrated LED sources. Body and frame in painted metal. It can, also, be installed in concrete or brick ceilings using a special galvanized metal outercasing available as accessory. IP20/IP23.





DOWNLIGHT

MINIFRAME 35



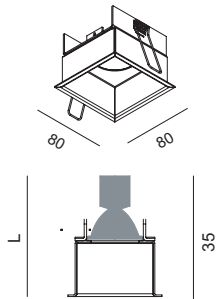

SOLO PER CARTONGESSO - ONLY FOR PLASTERBOARD

500 52X52

LED			lm product/beam 3000K		CODE	Col.
W	mA	H	28°			
5	500	110	465		LT4102.9	/01 /02

- Kelvin | ● Beam
- 30** 3000K | **F** 28°
- 27** 2700K
- 40** 4000K

MINIFRAME 50



SOLO PER CARTONGESSO - ONLY FOR PLASTERBOARD

350 72X72

LED			lm product/beam 3000K		CODE	Col.
W	mA	Dim.	Lmm	24° 36°		
6,8	350	80x80	110	330 450	LT4107.9	/01 /02

- Kelvin | ● Beam
- 30** 3000K | **F** 24°
- 27** 2700K | **W** 36°
- 40** 4000K

350 500

LED			lm product/beam 3000K		CODE	Col.
W	mA	Dim.	Lmm	27° 46°		
12	350	80x80	130	1285 1289	LT4118.9	/01 /02
18	500	80x80	130	1575 1579		

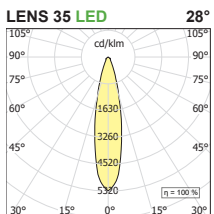
- Kelvin | ● Beam
- 27** 2700K | **F** 27°
- 30** 3000K | **W** 46°
- 40** 4000K

PER CARTONGESSO E LATERIZIO - FOR PLASTERBOARD AND CONCRETE

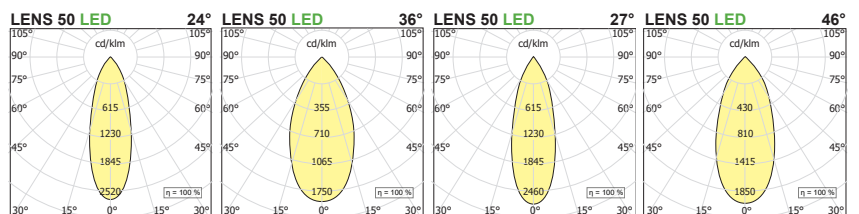
GU10 LED 230V			CODE	Col.
W	Dim.	Lmm		
1x max 50	80x80	35+lampadina	LT4104	/01 /02

accessori Accessories:
LT4102.CC Cassaforma per laterizio Wallbox for brickwaal

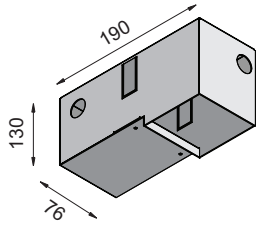
MINIFRAME 35



MINIFRAME 50



CASSAFORMA
WALLBOX



	Dim.	H	CODE
MINIFRAME 50	190X76	130	LT4102.CC



DOWNLIGHT