



WINDOW

WINDOW



WINDOW

Apparecchio da incasso a parete per illuminazione indiretta, completo di sorgente lineare LED da completare con driver remoto come accessorio. Disponibile in versione con cornice di battuta o trimless. Corpo e cornice di battuta in metallo verniciato. Particolari meccanici in acciaio. Completo di schermo di protezione. Installabile anche in pareti e soffitti in calcestruzzo mediante apposita cassaforma in lamiera zincata disponibile come accessorio. Grado di protezione IP20.

Recessed wall fixture for indirect lighting, LED linear integrated source to be completed with remote driver as accessory. Available in version with trimm or trimless. Body and frame in painted metal. Mechanical parts in steel. Complete with protection screen. It can, also, be installed in concrete or brick ceilings using a special galvanized metal outercasing available as accessory. IP20.



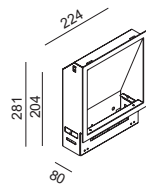


DOWNLIGHT

WINDOW FRAME



WINDOW 224



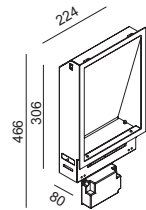

LED			208x208	
W	mA	lm prod	CODE	Col.
12,4	350	770	WI001.9	● /01

● Kelvin (optional)

- 27 2700K
- 30 3000K
- 40 4000K

Accessori - accessories: LT1692: 224 - 224

WINDOW 306



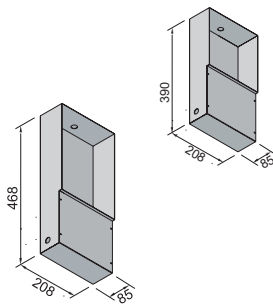
LED			290x208	
W	mA	lm prod	CODE	Col.
12,4	350	770	WI011.9	● /01

● Kelvin (optional)

- 27 2700K
- 30 3000K
- 40 4000K

Accessori - accessories: LT1693: 306 - 306

CASSAFORMA WALLBOX



CODE

LT1692

Cassaforma in lamiera zincata da murare in pareti di laterizio o calcestruzzo per l'articolo WINDOW 224. | Galvanized sheet formwork to be installed in brick or concrete walls for window 224

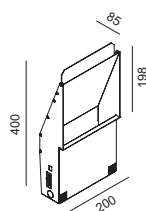
CODE

LT1693

Cassaforma in lamiera zincata da murare in pareti di laterizio o calcestruzzo per l'articolo WINDOW 306. | Galvanized sheet formwork to be installed in brick or concrete walls for window 306. Solo per versioni con cornice. Only for frame version

WINDOW MINIMAL

WINDOW M 224



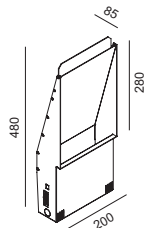
LED			200x200	
W	mA	lm prod	CODE	Col.
12,4	350	770	WI101.9	● /01

● Kelvin (optional)

- 27 2700K
- 30 3000K
- 40 4000K

Per installazione in pareti di laterizio **non** necessita di cassaforma/ For installation in brick walls does not require wallbox

WINDOW M 306



LED			282x200	
W	mA	lm prod	CODE	Col.
12,4	350	770	WI111.9	● /01

● Kelvin (optional)

- 27 2700K
- 30 3000K
- 40 4000K

Per installazione in pareti di laterizio **non** necessita di cassaforma/ For installation in brick walls does not require wallbox.

