




PROJECT APARTMENT G+S CERIGNOLA (FG)
PROJECT STUDIO ARCHILAB DI FRANCESCO CLORI
PHOTO GAETANO BARILE

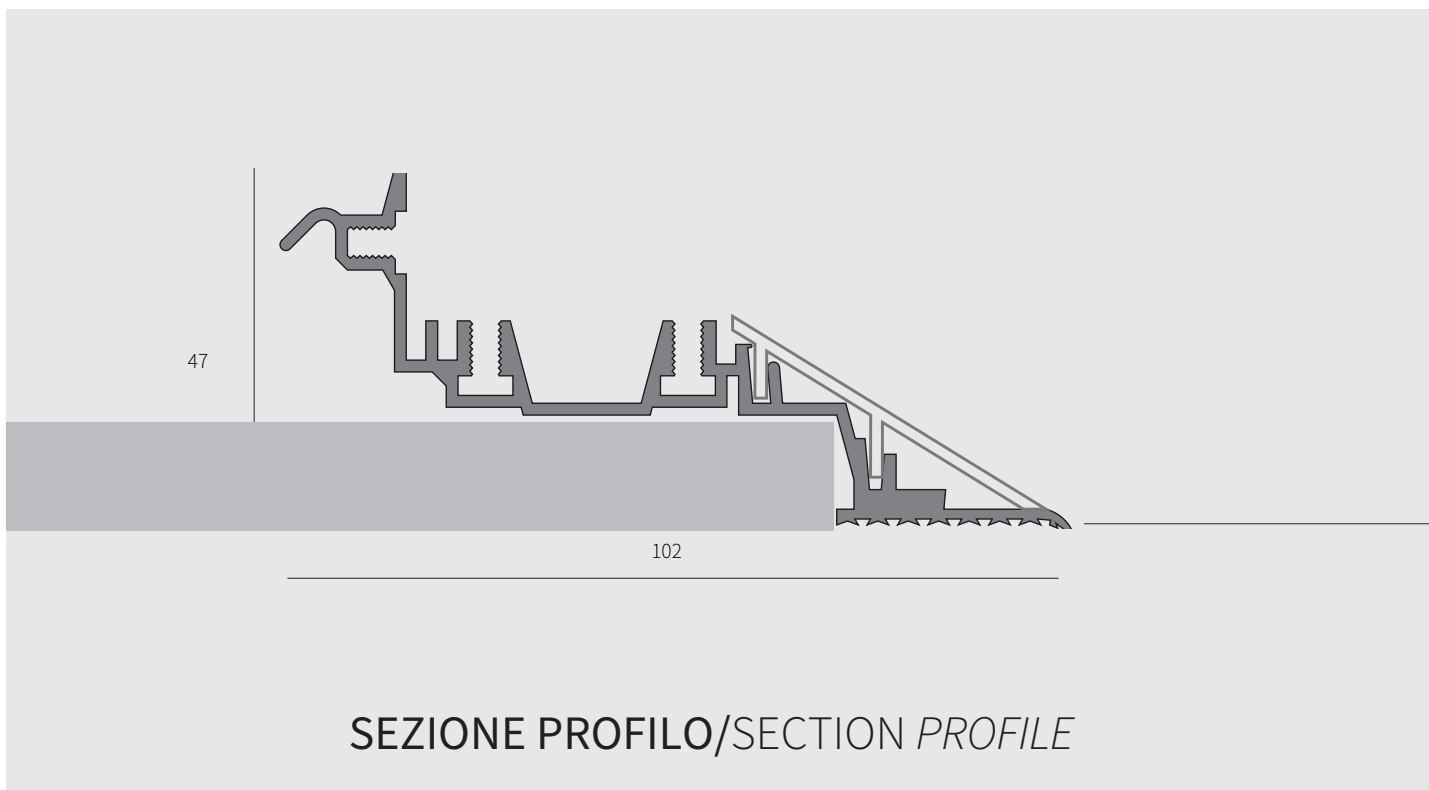


GUIDE



PRIVATE APARTMENT





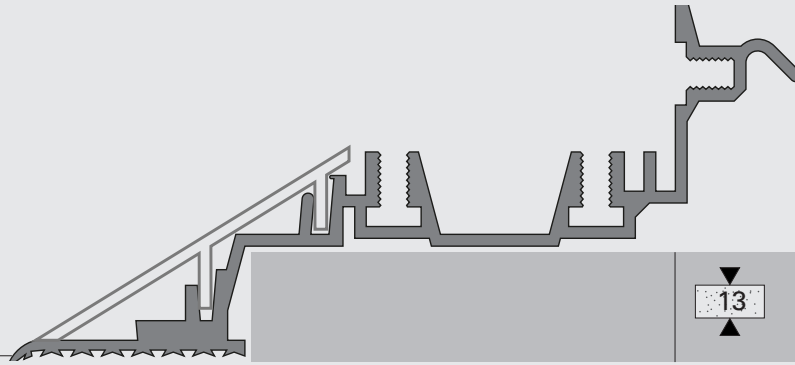
GUIDE

Sistema modulare da incasso trimless per realizzare tagli di larghezza 138mm o 68 mm in controsoffitti e contropareti di cartongesso rettilinei, a "L", quadrati o rettangolari.

Composto da coppie di profili in estruso di alluminio lineari 100 x 45mm, angolari a 90° e di testata. Per consentire la massima fruibilità i profili sono disponibili in lunghezze predefinite, componibili su cantiere nelle dimensioni desiderate. Completano il sistema sorgenti lineari, per illuminazione ed indiretta, e proiettori orientabili a doppio braccio LED.

Disponibile, come accessorio, un canale di copertura in metallo verniciato fornito in lastre stese preforate per una rapida sagomatura in cantiere.

Modular trimless recessed system ideal to realizing cuts of 138mm or 68mm width in rectilinear, L-shaped, square or rectangular shape to be installed into plasterboard. It consists in pairs of extruded aluminum linear profiles 100x45mm, 90° angles and closing heads. In order to allow maximum usability, the profiles are available in predefined lengths, which can be assembled on site in the desired dimensions. Linear sources for direct and indirect lighting and adjustable double-arm LED projectors complete the system. A painted metal cover channel is available as an accessory and is supplied in pre-drilled flat sheets for an easy and quick shaping on site.



UK CONFORMITY ASSESSMENT E EUROPEAN CERTIFICATION /
UK CONFORMITY ASSESSMENT AND EUROPEAN CERTIFICATION



PRODOTTI COSTRUITI CON MATERIALE RICICLABILE / PRODUCTS MADE OF RECYCLABLE MATERIAL



GARANZIA DI 5 ANNI / 5-YEAR WARRANTY



VERSIONE HORTICULTURE/AVAILABLE HORTICULTURE VERSION

Lucifero's dà la possibilità di equipaggiare le lampade con spettri di luce che stimolano la fotosintesi delle piante anche in assenza di luce naturale. La presenza delle piante conferisce agli ambienti un'atmosfera di qualità: i rumori vengono attutiti, l'aria viene ossigenata e la concentrazione aumenta. Le piante hanno effetti benefici anche a livello psicologico attenuando lo stress e aumentando la produttività lavorativa. / Lucifero's gives the possibility to equip the lamps with light spectrums that stimulate the photosynthesis of plants even in the absence of natural light. The presence of plants gives the rooms a quality atmosphere: noises are muffled, the air is oxygenated and concentration increases. Plants also have beneficial effects on a psychological level by reducing stress and increasing work productivity.



TUNABLE WHITE / TUNABLE WHITE

La versione Tunable White, grazie alla sua dimmerazione, permette di regolare l'intensità luminosa con il variare delle ore del giorno in perfetta sintonia con il ritmo circadiano. / The Tunable White version, thanks to its dimming, allows you to adjust the light intensity as the hours of the day vary in perfect harmony with the circadian rhythm.



DIFFUSORE OPAL / OPAL DIFFUSER

FINITURE/FINISHINGS



01 - BIANCO / WHITE



02 - NERO / BLACK

FINITURE PREMIUM /PREMIUM FINISHINGS



81-ORO ROSA / PINK GOLD



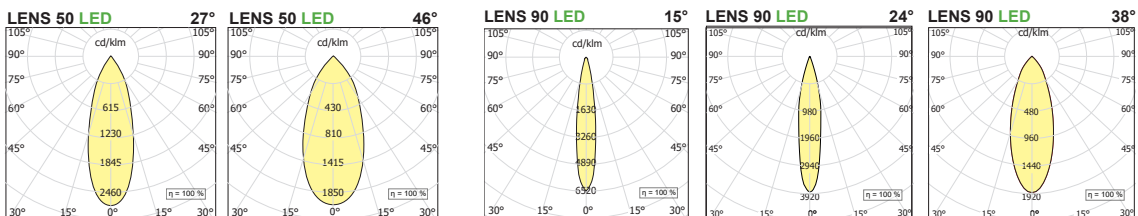
82-BRONZO / BRONZE



83-OTTONE SATINATO / BRUSHED BRASS

CURVE FOTOMETRICHE/PHOTOMETRIC DATA

FOCUS





WITH MINIFILE

WITH PROJECTORS

GUIDE
SISTEMA / SYSTEM

WITH FILE 2


GUIDE

SISTEMA INCASSO RASATO

TRIMLESS RECESSED-SYSTEM



PROFILI RETTILINEI COPPIA / COUPLE OF ALUMINIUM PROFILE

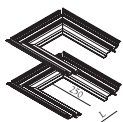


Lmm	CODE
500	LT2016
1000	LT2017
1500	LT2018
2000	LT2019
3000	LT2020
-----	LT20.misura



Completi di giunti lineari | linear joint included Accessori non obbligatori. Necessari in caso di tagli in cantiere | Accessories not required. necessary in case of cuts on site. - Accessorios no necesarios

TESTATA TELAIO COPPIA / COUPLE OF HEAD-FRAMES



taglio/cut.	CODE
138	LT2010
68	LT2010.68



Una coppia di testate unite insieme formano una porzione di taglio da 500 mm | A couple of head-frame together is for a cut of 500 mm

ANGOLO ESTERNO / EXTERIOR ANGLE



taglio/cut	Lmm	CODE
138	180	LT2012
68	250	LT2012.68



Completi di giunti lineari | linear joint included

ANGOLO INTERNO 68/138 MM / INTERIOR ANGLE 68/138 mm

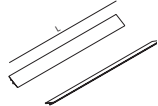


	CODE
	LT2011



Completi di giunti lineari | linear joint included

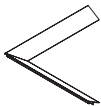
PIANO INCLINATO 30° COPPIA PER PROFILI RETTILINEI / COUPLE OF PROFILES FOR SMOOTH INCLINED PLANE 30°



Lmm	CODE
1000	LT20PL.1000/##
1500	LT20PL.1500/##
2000	LT20PL.2000/##
3000	LT20PL.3000/##
500	LT20PL.500/##
-----	LT20PL.misura/##

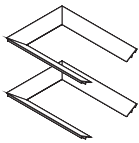


PIANO INCLINATO 30° PER ANGOLO ESTERNO / 30° SMOOTH INCLINED PLANE FOR EXTERIOR ANGLE



taglio/cut	Lmm	CODE
138	500	LT2012PL/##
68	500	LT2012.68PL/##

PIANO INCLINATO COPPIA PER TESTATA / INCLINED PLANES FOR HEAD-FRAMES



taglio/cut	Lmm	CODE
138	500	LT2010PL/##
68	500	LT2010.68PL/##



PIANO INCLINATO 30° PER ANGOLO INTERNO / 30° SMOOTH INCLINED PLANE FOR INTERIOR ANGLE



taglio/Cut	CODE
68/138	LT2011PL / ##

VERSIONI DISPONIBILI/AVAILABLE VERSION

/ ## **FINITURA/FINISHING**

-  /01 bianco | white
-  /02 nero | black

COMPOSIZIONE CODICE: xxx.x /##

HOW TO CREATE THE CODE: **F1000/01**

CODE
F1000 /## — finishing
 |
 base code

.misura sostituire con la misura necessaria in mm. /
 replace with the required measure in mm.



ELEMENTI LUMINOSI /LIGHT ELEMENTS P.374

GIUNTI LINEARI COPPIA / STRAIGHT CONNECTOR COUPLE

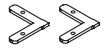


CODE

LT2013

Accessorio non obbligatorio. Necessario in caso di tagli in cantiere | Accessories not required. Necessary in case of cuts on site.

GIUNTI D'ANGOLO COPPIA / ANGLE CONNECTOR COUPLE

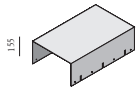


CODE

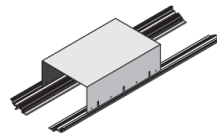
LT2014

Accessorio non obbligatorio. Necessario in caso di tagli in cantiere | Accessories not required. Necessary in case of cuts on site.

CANALE DI COPERTURA / METAL BOX COVER

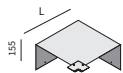


Dim.	Lmm	CODE
138 x	300	LT2031/##
138 x	500	LT2032/##
138 x	700	LT2033/##
138 x	1000	LT2034/##
138 x	1200	LT2035/##
68 x	300	LT2031.68/##
68 x	500	LT2032.68/##
68 x	700	LT2033.68/##
68 x	1000	LT2034.68/##
68 x	1200	LT2035.68/##



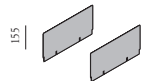
Nella composizione dei canali considerare 100 mm in più per entrambe le estremità rispetto alla lunghezza di taglio che si vuole ottenere nel cartongesso (es. taglio da 1000 mm, canale da 1200mm) | For a perfect installation of the channel need to consider 100mm more for both side than the cut in the plasterboard (i.e. cut 1000 mm, channel 1200mm) | En la composición de los canales es necesario considerar 100 mm más para los dos lados del canal respecto al corte que de desea obtener en el cartón (ej. corte 1000 mm, canal 1200 mm)

GUIDE SISTEMA CANALE D'ANGOLO / METAL BOX ANGLE COVER



L.mm	taglio/cut.	CODE
307	138	LT2038/##
237	68	LT2038.68/##

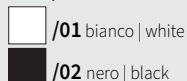
COPPIA TESTATE CANALE / COUPLE OF HEAD-METAL BOX COVER HEAD CLOSURE



taglio/cut	CODE
138	LT2036/##
68	LT2036.68/##

VERSIONI DISPONIBILI/AVAILABLE VERSION

/ ## FINITURA/FINISHING



/01 bianco | white

/02 nero | black

COMPOSIZIONE CODICE: xxx.x /##

HOW TO CREATE THE CODE: **F1000/01**

CODE

F1000 /## — finishing

base code

.misura sostituire con la misura necessaria in mm. /
replace with the required measure in mm.



ELEMENTI LUMINOSI /LIGHT ELEMENTS P.374



GUIDE

BOTTEGA D'INTERNI
FALEGNAMERIA SAN BENEDETTO DEL TRONTO
PROJECT ARCH. DOMENICO SFIRRO - GROTAMMARE

GUIDE

ELEMENTI LUMINOSI LIGHT ELEMENTS

VERSIONI DISPONIBILI/AVAILABLE VERSION

● KELVIN

- 27 2700K
- 30 3000K
- 40 4000K
- HC Horticulture
- TW Tunable White Dali*

● FASCIO/BEAM ○ FASCIO/BEAM



- S Spot
- F Flood
- W Wide
- F Flood
- W Wide

Gradi visibili in tabella / See grades in table

/## FINITURA/FINISHING

- /01 bianco/white
- /02 nero/black

/## FINITURA PREMIUM /PREMIUM FINISHING

- /81 oro rosa shine/shine pink gold
- /82 bronzo/ bronze
- /83 ottone spazzolato/ brushed brass

COMPOSIZIONE CODICE: xxx.x ●●/##

HOW TO CREATE THE CODE: F1000.8270/01

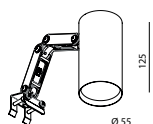
CODE

F1000.8 | ● | ● | /## — finishing
| | |
base code kelvin dimmable

PROIETTORI - PROJECTORS

SPOT FOCUS 55

350 500 IP20 UK CE



LED				lm product/beam 3000K			CODE
W	mA	A	∅	H	F27°	W46°	
12	350		55	125	1285	1289	GU003.9 /##
18	500		55	125	1575	1579	

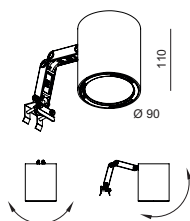
GU10 LED							IP20 UK CE
W	∅mm		H	CODE			
1x max 50	55	125		GU002/##			

Accessori - Accessories: L055S#: Anello ø55 + lente / lens with ring ø55

SPOT FOCUS 90

INSTALLABILE SOLO SU TAGLIO DA 138 / FITTING ONLY ON THE CUT MM138 WIDE

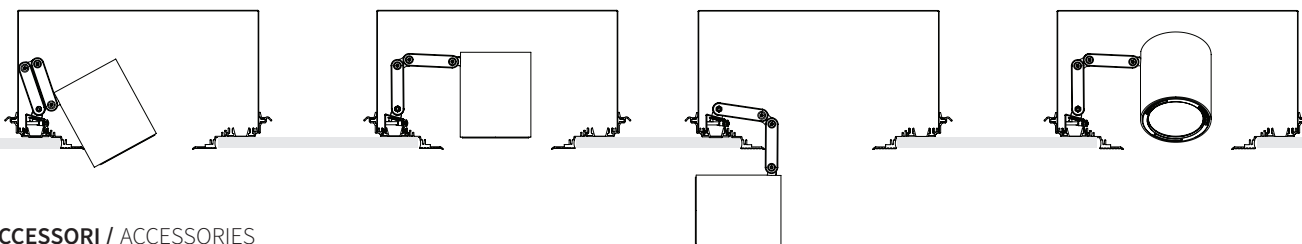
500 700 900 IP20 UK CE



LED				lm product/beam 3000K			CODE		
W	mA	A	∅	H	Kg	S15°	F24°	W38°	
17	500		90	110	0,94	1930	1827	1905	GU005.9 /##
24,3	700		90	110	0,94	2468	2356	2430	
32	900		90	110	0,94	3006	2885	2955	GU006.9 /##

Accessori - Accessories: L085S#: Anello ø85 + lente / lens with ring ø85

MOVIMENTI DEL PROIETTORE / PROJECTORS MOVEMENTS



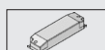
ACCESSORI / ACCESSORIES

LENTI CON ANELLO / LENSES WITH RING



	∅	Kg	CODE
LENTE SATINATA / SATINED LENS	55	0,01	L055S.A / ##
LENTE ELISSOIDALE / ELIPSOID LENS	55	0,01	L055E.A / ##
LENTE ASIMMETRICA / ASYMMETRIC LENS	55	0,01	L055A.A / ##
FILTRO NIDO D'APE / HONEY COMB LOUVER	55	0,01	L055R.A / ##

	∅	Kg	CODE
LENTE SATINATA / SATINED LENS	85	0,02	L085S.A / ##
LENTE ELISSOIDALE / ELIPSOID LENS	85	0,02	L085E.A / ##
LENTE ASIMMETRICA / ASYMMETRIC LENS	85	0,02	L085A.A / ##
FILTRO NIDO D'APE / HONEY COMB LOUVER	85	0,02	L085R.A / ##

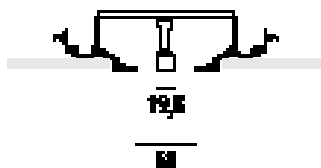


DRIVERS VEDI | SEE P.447

GUIDE

È possibile integrare nel canale Guide i moduli finiti soffitto delle collezioni MICROFILE - MINIFILE - FILE2 grazie alle staffe appositamente studiate. It is possible to equipped the Guide profile with the default module of the collection MICROFILE - MINIFILE - FILE 2 ceiling version thanks to the appropriate accessories.

MICROFILE SU GUIDE 68

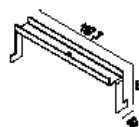


Per Microfile soffitto vedere apposita sezione del catalogo.
For Microfile ceiling see the appropriate section of the catalogue.

DISTANZIALE E STAFFA MICROFILE SPACER AND BRACKET MICROFILE

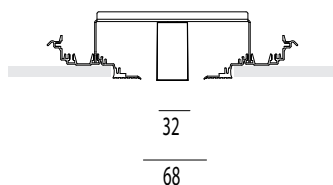



CODE
GU896



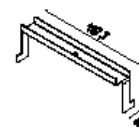
CODE
GU897

MINIFILE SU GUIDE 68



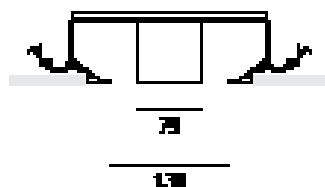
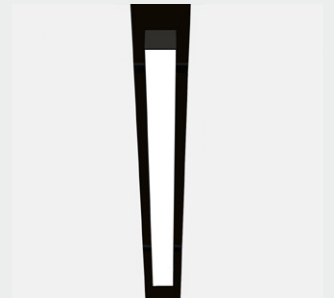
Per Minifile soffitto vedere apposita sezione del catalogo.
For Minifile ceiling see the appropriate section of the catalogue.

STAFFA MINIFILE BRACKET MINIFILE



CODE
GU897

FILE 2 SU GUIDE 138



Per File 2 soffitto vedere apposita sezione del catalogo.
For File 2 ceiling see the appropriate section of the catalogue.

STAFFA FILE 2 BRACKET FILE 2



CODE
GU899

